Assembly, installation and maintenance manual

Montage-, Aufbau- und Wartungsanleitung ● Assemblage, manuel de montage et d'entretien ● Montaje, instalación y mantenimiento ● Manuale di montaggio, installazione e manutenzione ● Monterings- og vedlikeholdsmanual ● Monterings-, installations- och underhållsmanual ● Kokoamis-, asennus- ja huolto-ohje ● Vejledning for montering og vedligehold ● Handleiding voor montage, installatie en onderhoud ● Manual de montagem, instalação e manutenção ● Návod k montáži, instalaci a údržbě ● Instrukcja montażu, instalacji i konserwacji ● Surinkimo, montavimo ir priežiūros vadovas ● Montāžas, uzstādīšanas un apkopes rokasgrāmata ● Руководство по сборке и обслуживанию ● Montaaži-, paigaldus- ja säilitamise juhend



Cabin **FR44-3030-1**

Factory inspection by ● Werkskontrolle durch ● Contrôle à partir de l'usine par ● Inspector de fábrica ● Collaudato da ● Fabrikkkontroll utført av ● Fabriksbesiktigat av ● Tehtaan tarkastaja ● Fabriks Kontrol udført af ● Fabriekscontrole door ● Inspeção de fábrica, por: ● Zkontrolováno ve výrobním závodě ● Kontrola fabryczna do ● Apžiūrą gamykloje atliko ● Rūpnīcas pārbaudi veicis ● Заводской контроль ● Tehase kontroll teostatud:	**Date** ● Datum ● Date ● Fecha ● Data ● Dato ● Datum ● Päiväys ● Dato ● Datum ● Data ● Datum ● Data ● Datums ● Data ● Дата ● Kuupäev: **Pack number** ● Pack Nr. ● Packet n° ● Bulto Nº ● Pacco N. ● Serienr ● Produktionsnummer ● Pakettinro ● Pakke nr. ● Pak nr. ● Número de embalagem ● Číslo balení ● Numer opakowania ● Pakuotės numeris ● Iepakojuma numurs ● Упаковочный номер ● Pakinumber:

Palmako AS | Näituse 25 | 50409 Tartu | Estonia | Tel: +372 7 355 530 | contact@palmako.ee | www.palmako.ee



www.palmako.ee/information-hub

English: Before installing and using the product, please read the instructions and warranty terms at www.palmako.ee/information-hub to guarantee proper installation and long-lasting performance.

Deutsch: Wichtig! Bitte vor Aufbau und Nutzung des Produkts unbedingt die detaillierte Montageanleitung sowie die Garantiebedingungen unter www.palmako.ee/information-hub lesen, um eine fachgerechte Montage und eine lange Funktionssicherheit zu gewährleisten.

Français: Avant d'installer et d'utiliser le produit, veuillez lire les instructions et les conditions de garantie sur www.palmako.ee/information-hub afin de garantir une installation correcte et la longévité du produit.

Español: Antes de instalar y utilizar el producto, lea las instrucciones y las condiciones de garantía en www.palmako.ee/information-hub para asegurar una instalación correcta y una larga vida útil del producto.

Italiano: Prima di installare e utilizzare il prodotto, leggere le istruzioni e le condizioni di garanzia su www.palmako.ee/information-hub per garantire una corretta installazione e prestazioni durature.

Norsk: Før montering og bruk av produktet, vennligst les monteringsanvisningene og garantivilkårene på www.palmako.ee/information-hub for å sikre korrekt montering og fremtidig holdbarhet.

Svenska: Innan du installerar och använder produkten, vänligen läs instruktionerna och garantivillkoren på www.palmako.ee/information-hub för att säkerställa korrekt installation och produktens långvariga hållbarhet

Suomi: Ennen tuotteen asentamista ja käyttämistä, lue ohjeet ja takuehdot osoitteessa www.palmako.ee/information-hub varmistaaksesi oikean asennuksen ja pitkäkestoisen toiminnan.

Русский: Перед установкой и использованием изделия ознакомьтесь с инструкцией и условиями гарантии на сайте www.palmako.ee/information-hub, чтобы гарантировать правильную установку и долговечность изделия.

Eesti: Enne toote paigaldamist ja kasutuselevõttu lugege palun juhiseid ja garantiitingimusi aadressil www.palmako.ee/information-hub, et tagada nõuetekohane paigaldus ja toote pikk eluiga.

Dansk (Oversat af AI): Læs venligst instruktionerne og garantibetingelserne på www.palmako.ee/information-hub, før du installerer og bruger produktet, for at garantere korrekt installation og langvarig ydeevne.

Dutch (Vertaald door AI): Lees vóór de installatie en het gebruik van het product de instructies en garantievoorwaarden op www.palmako.ee/information-hub om een correcte installatie en langdurige werking te garanderen

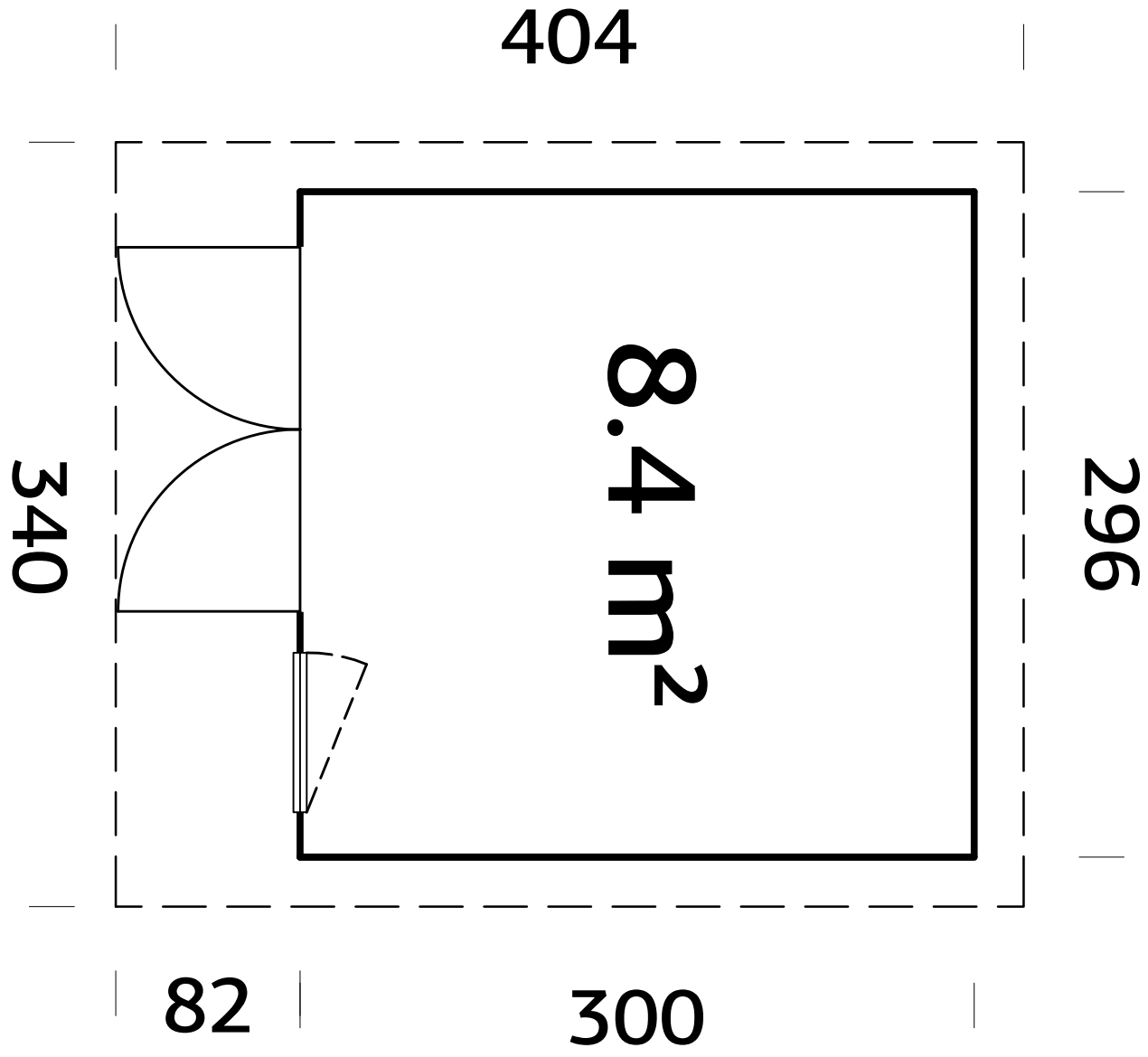
Português (Traduzido por IA): Antes de instalar e utilizar o produto, leia as instruções e os termos de garantia em www.palmako.ee/information-hub para garantir uma instalação adequada e um desempenho duradouro.


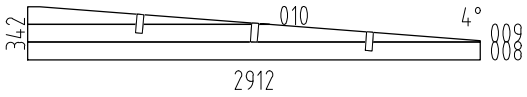
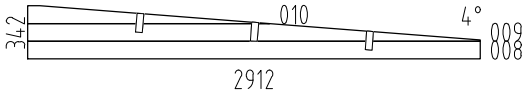
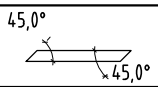
Čeština (Přeloženo umělou inteligencí): Před instalací a použitím produktu si prosím přečtěte pokyny a záruční podmínky na www.palmako.ee/information-hub, abyste zaručili správnou instalaci a dlouhodobý výkon.

Polski (Przetłumaczone przez AI): Przed zainstalowaniem i użyciem produktu należy przeczytać instrukcję oraz warunki gwarancji dostępne na stronie www.palmako.ee/information-hub, co pozwoli zagwarantować prawidłową instalację i długotrwałą wydajność.

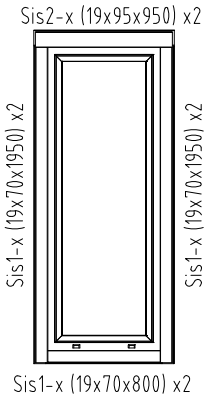
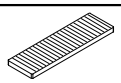
Latviešu (Mākslīgā intelekta tulkojums): Pirms produkta uzstādīšanas un lietošanas, lūdzu, izlasiet instrukcijas un garantijas noteikumus vietnē www.palmako.ee/information-hub, lai garantētu pareizu uzstādīšanu un ilgstošu darbību.


Lietuviškai (Išvertė DI): Prieš montuodami ir naudodami gaminį, perskaitykite instrukcijas ir garantijos sąlygas adresu www.palmako.ee/information-hub, kad užtikrintumėte tinkamą montavimą ir ilgalaikį veikimą.

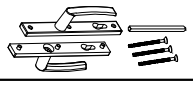

404
340
8.4 m²
296
82
300

Pos	SPECIFICATION-STÜCKLISTE-NOMENCLATURE-ELEMENTI-ESPECIFICATIÓN FR44-3030-1	Pcs	Profile (mm)	Length (mm)
001		21	44x114	2960
002		1	44x120	3360
003		50	44x114	210
004		2	44x114	1130
005		1	44x114	2960
006		2	44x120	350
007		4	44x120	610
008		38	44x114	2912
WA-1		1		
WB-1		1		
AR1	Foundation- Fundament- Fondation- Fondazione- Vigas de cimentación	2	70x45	2990
AR2	Foundation- Fundament- Fondation- Fondazione- Vigas de cimentación	2	95x45	2810
AR3	Foundation- Fundament- Fondation- Fondazione- Vigas de cimentación	4	70x45	2810
CoB1	Covering board- Deckbrett- Madrier de couverture- Tavola di copertura- Listón de cubierta	2	95x19	2394
CoB2	Covering board- Deckbrett- Madrier de couverture- Tavola di copertura- Listón de cubierta	2	95x19	2280
CoB3	Covering board- Deckbrett- Madrier de couverture- Tavola di copertura- Listón de cubierta	2	95x19	2166
CoB4	Covering board- Deckbrett- Madrier de couverture- Tavola di copertura- Listón de cubierta	2	95x19	2505
Pst1	Post- Pfosten- Poteau- Montante- Poste	2	70x70	2500
Pst2	Post- Pfosten- Poteau- Montante- Poste	2	70x70	2280
Pst3	 Post- Pfosten- Poteau- Montante- Poste	4	70x28	595
RoR1	Rafter- Sparre- Chevron- Trave- Cabrio	5	44x140	1536
Sla1	Slat- Leiste- Baguette- Listello- Listón	1	19x45	1582
Sla2	Slat- Leiste- Baguette- Listello- Listón	1	16x45	1582

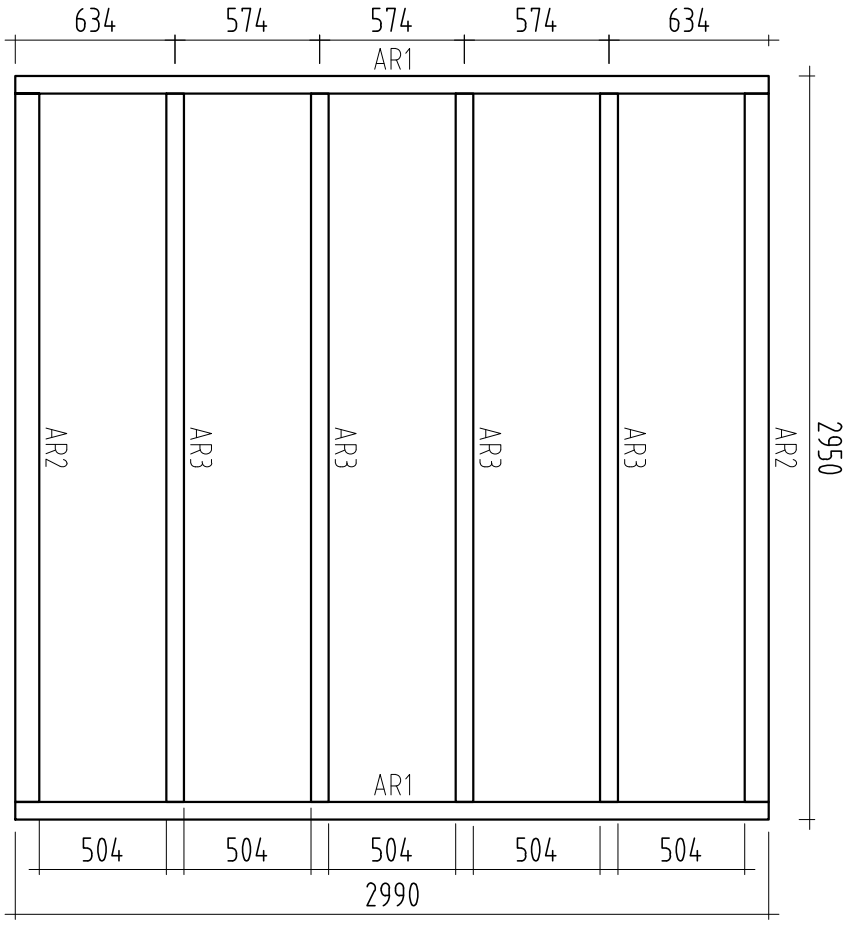
Pos	SPECIFICATION-STÜCKLISTE-NOMENCLATURE-ELEMENTI-ESPECIFICATIÓN FR44-3030-1	Pcs	Profile (mm)	Length (mm)
PR1	Purlin- Dachpfette- Arbalétrier- Arcareccio- Correa 200 2872 200	3	44x140	3360
FB2-1	Floor board- Fussbodenbrett- Madrier du plancher - Tavola pavimento- Tabla de suelo	33	89x19	2906
RB2-1	Roof board- Dachbrett- Madrier du toit- Tavola tetto- Tabla de tejado	9	89x19	3360
RB2-2	Roof board- Dachbrett- Madrier du toit- Tavola tetto- Tabla de tejado	38	89x19	3200
EaE5-1	Eave edging- Dachrandbrett- Madrier en bordure du toit- Tavola bordo tetto- Tabla de valadizo	1	19x95	3360
EaE5-2	Eave edging- Dachrandbrett- Madrier en bordure du toit- Tavola bordo tetto- Tabla de valadizo	2	19x95	3400
FaB6-1	Facia board- Giebelblende- Écran frontal- Schermo frontone- Tabla de facia	4	19x95	4030
FlB2-1	Floor beading- Fussbodenleiste- Baguette du plancher- Listello pavimento- Listón de suelo	6	19x19	1960
RE2-1	Roof edge reinforcement- Dachrandleiste- Baguette en bordure du toit- Rinforzo bordo tetto- Refuerzo borde tejado	1	32x40	3360
WB1-1	Wind brace- Windbrett- Madrier contre le vent- Tavola vento- Tabla contra el viento	2	16x45	4050
Fim	-Fixing kit- Befestigungsset- Moyens de fixation- Materiale di fissaggio- Kit de fijación	1		
QNA1_4x40Me	Nail- Nagel- Clou- Chiodo- Clavo- 1.4x40mm	60		
QNA2_2x50Zn	Nail- Nagel- Clou- Chiodo- Clavo- 2.5x50mm	500		
QKRPP4_5x50Zn	Screw- Schraube- Vis- Vite- Tornillo- 4.5x50mm	350		
QKRYP5x40ZnTX	Screw- Schraube- Vis- Vite- Tornillo- 5x40mm	40		
QKRPP 5x90Zn	Screw- Schraube- Vis- Vite- Tornillo- 5x90mm	360		
QKRPP6x120Zn	Screw- Schraube- Vis- Vite- Tornillo- 6x120mm	8		
QKRPP6x150Zn	Screw- Schraube- Vis- Vite- Tornillo- 6x150mm	22		
QKRPP6x180Zn	Screw- Schraube- Vis- Vite- Tornillo- 6x180mm	140		

Pos	SPECIFICATION-STÜCKLISTE-NOMENCLATURE-ELEMENTI-ESPECIFICATIÓN FR44-3030-1	Pcs	Profile (mm)	Length (mm)
A51-20 V-7016	Window - Fenster - Fenetre - Finestra-Ventana 662x1746  	1		
Sis1-1	Side slat- Randleiste- Baguette en bordure- Listón de borde- Listello bordo 	4	19x70	1950
Sis1-2	Side slat- Randleiste- Baguette en bordure- Listón de borde- Listello bordo 	2	19x70	800
Sis2-1	Side slat- Randleiste- Baguette en bordure- Listón de borde- Listello bordo 	2	19x95	950
Sis4-1	Side slat- Randleiste- Baguette en bordure- Listón de borde- Listello bordo 	2	19x45	662
Sis4-2	Side slat- Randleiste- Baguette en bordure- Listón de borde- Listello bordo 	2	19x45	1784
QPL20x100x2PET	Detail- Detail- Detail- Dettaglio- Detalle- 2mm 	10		
QPL20x100x3PET	Detail- Detail- Detail- Dettaglio- Detalle- 3mm 	10		
QKRPP4_5x50Zn	Screw- Schraube- Vis- Vite- Tornillo- 4.5x50mm	40		
QKRYP5x40ZnTX	Screw- Schraube- Vis- Vite- Tornillo- 5x40mm	4		
QKRYP 5x60Zn	Screw- Schraube- Vis- Vite- Tornillo- 5x60mm ZnY	8		
QLY-ACMAS33	Window fittings- Fenstergriff- Poigne de la fenétre- Maniglia finestra- Manilla- QLY-ACMAS33 	1		
QLY-ACMAS221	Window fittings- Fenstergriff- Poigne de la fenétre- Maniglia finestra- Manilla- QLY-ACMAS221 	1		
QLY-ACVG45Z	Window fittings- Fenstergriff- Poigne de la fenétre- Maniglia finestra- Manilla- QLY-ACVG45Z 	2		

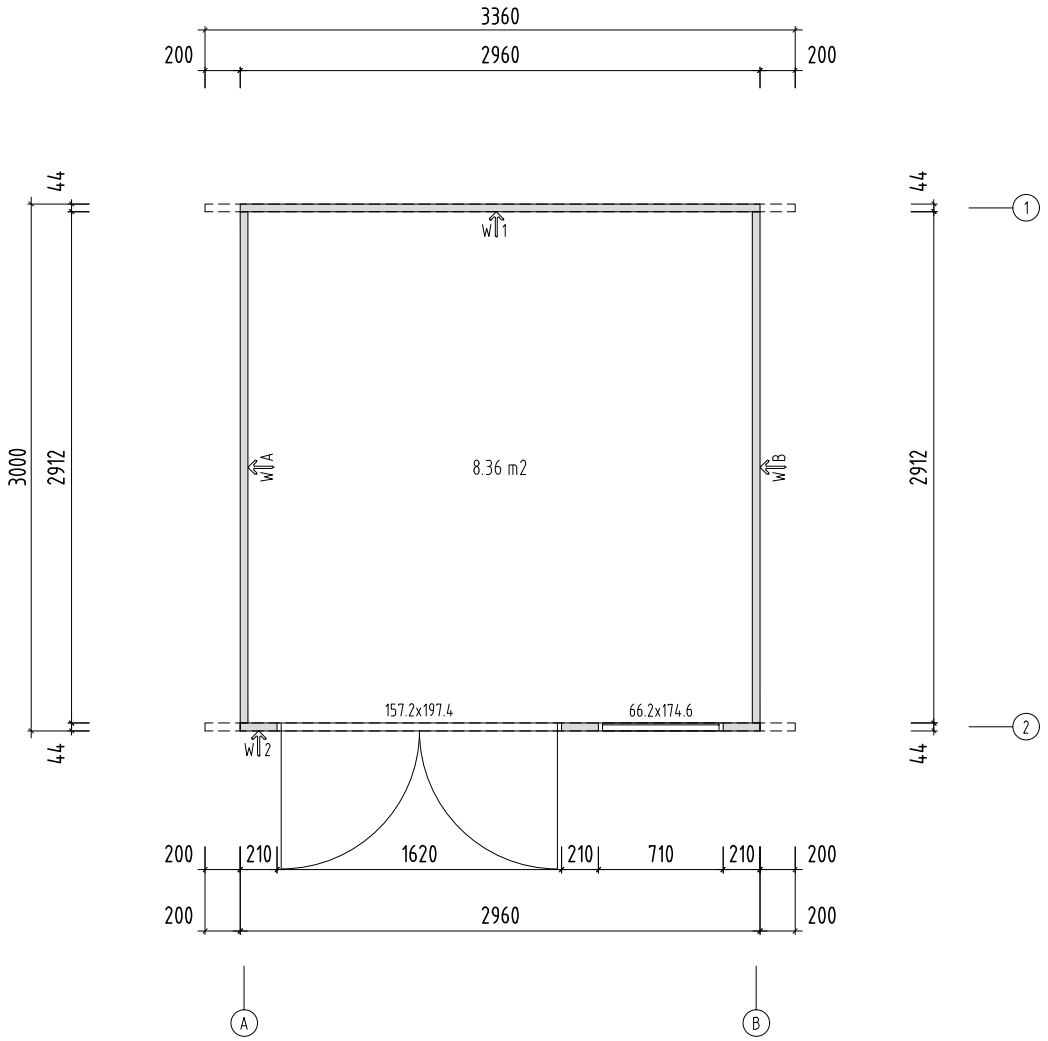
Pos	SPECIFICATION-STÜCKLISTE-NOMENCLATURE-ELEMENTI-ESPECIFICATIÓN FR44-3030-1	Pcs	Profile (mm)	Length (mm)
TU51-6 P-7016	Door - Tür - Porte - Porta-Puerta 1572x1974 	1		
EL21 5-1-1	Door jamb- Türpfosten- Montant de porte- Stipite della porta- Jamba de la puerta EL215-1	1		1974
EL21 5-2-1	Door jamb- Türpfosten- Montant de porte- Stipite della porta- Jamba de la puerta EL215-2	1		1572
EL21 5-4-1	Door jamb- Türpfosten- Montant de porte- Stipite della porta- Jamba de la puerta EL215-4	1		1974
MC155-1	Door threshold slat- Türschwellenleiste- Lame de seuil de porte- Listello soglia porta- Listón de umbral de puerta MC155	1		726
MC155-2	Door threshold slat- Türschwellenleiste- Lame de seuil de porte- Listello soglia porta- Listón de umbral de puerta MC155	1		721
MC156-1	Door threshold slat- Türschwellenleiste- Lame de seuil de porte- Listello soglia porta- Listón de umbral de puerta MC156	1		726
MC156-2	Door threshold slat- Türschwellenleiste- Lame de seuil de porte- Listello soglia porta- Listón de umbral de puerta MC156	1		721
EL092-1	Door threshold- Türschwelle- Seuil de porte- Soglia della porta- Umbral de la puerta EL092	1		1498
Sis1-3	Side slat- Randleiste- Baguette en bordure- Listón de borde- Listello bordo	4	19x70	2100
Sis2-2	Side slat- Randleiste- Baguette en bordure- Listón de borde- Listello bordo	2	19x95	1850
Sis4-3	Side slat- Randleiste- Baguette en bordure- Listón de borde- Listello bordo	1	19x45	1572
Sis4-4	Side slat- Randleiste- Baguette en bordure- Listón de borde- Listello bordo	2	19x45	1993
WG4-1	Water gutter- Wasserleiste- Rejet d'eau- Protección de lluvia- Protezione dalla pioggia- QP40x29x...HA	1		1572
QPOKK 5x12MU	Bolt -Schloss-schraube -Boulon- Bullone- Perno- 5x12mm MU	2		
QLY- ACAW585	Cylinder- Zylinderschloss- Serrure a mortaiser- Serratura a cilindro- Bombin- QLY-ACAW585	1		
QPL20x1 00x2PET	Detail- Detail- Detail- Dettaglio- Detalle- 2mm	11		
QPL20x1 00x3PET	Detail- Detail- Detail- Dettaglio- Detalle- 3mm	11		
QLY-A CEL011	Door fittings- Türbeschlag- Ferrure- Ferramenta porta- Manilla (puerta)- QLY-ACEL011	2		
QLY-A CEL035PL	Door fittings- Türbeschlag- Ferrure- Ferramenta porta- Manilla (puerta)- QLY-ACEL035PL	2		

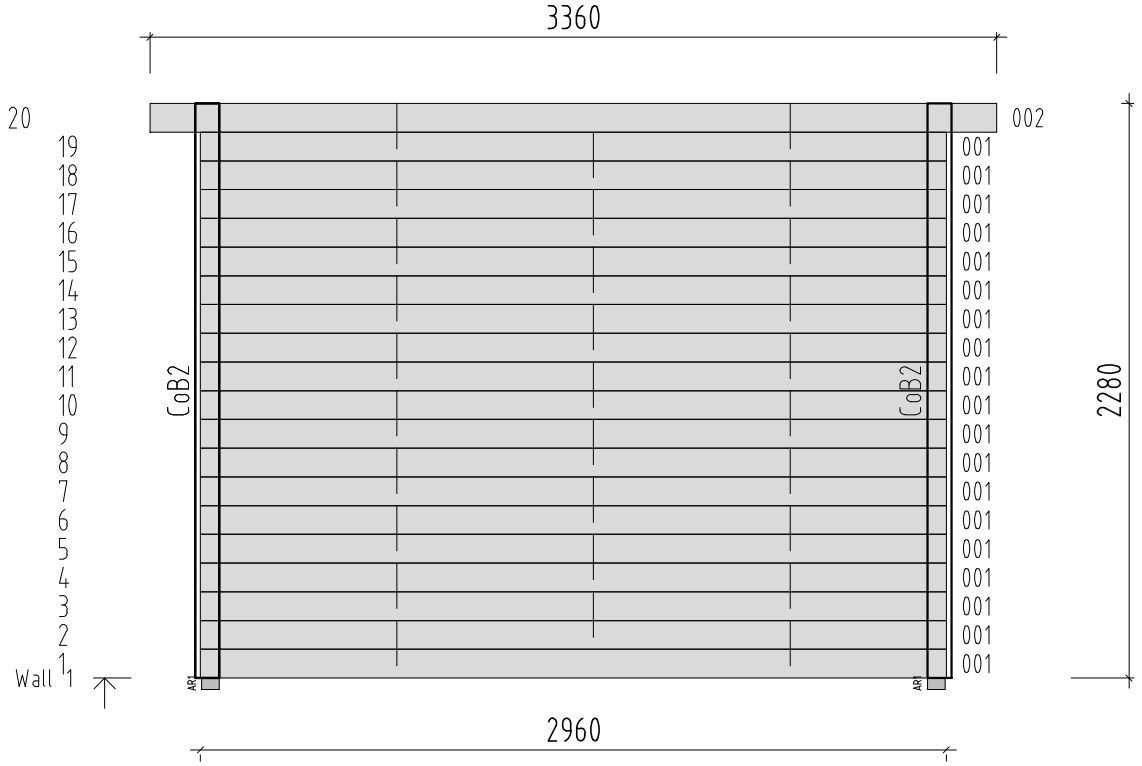
Pos	SPECIFICATION-STÜCKLISTE-NOMENCLATURE-ELEMENTI-ESPECIFICATIÓN FR44-3030-1	Pcs	Profile (mm)	Length (mm)
QLY-ACTL424	Door fittings- Türbeschlag- Ferrure- Ferramenta porta- Manilla (puerta)- QLY-ACTL424 	1		
QLY-ACTL425	Door fittings- Türbeschlag- Ferrure- Ferramenta porta- Manilla (puerta)- QLY-ACTL425 	1		
QLY-ACWKK26	Door fittings- Türbeschlag- Ferrure- Ferramenta porta- Manilla (puerta)- QLY-ACWKK26 	1		
QLY-ACZZD08	Door fittings- Türbeschlag- Ferrure- Ferramenta porta- Manilla (puerta)- QLY-ACZZD08 	2		
QLY-ALI169	Door fittings- Türbeschlag- Ferrure- Ferramenta porta- Manilla (puerta)- QLY-ALI169 	8		
QKRPP4_5x50Zn	Screw- Schraube- Vis- Vite- Tornillo- 4.5x50mm	40		
QKRPP4_8x25RV	Screw- Schraube- Vis- Vite- Tornillo- 4.8x25mm RV	4		
QKRYP5x40ZnTX	Screw- Schraube- Vis- Vite- Tornillo- 5x40mm	8		
QKRYP5x60Zn	Screw- Schraube- Vis- Vite- Tornillo- 5x60mm ZnY	8		

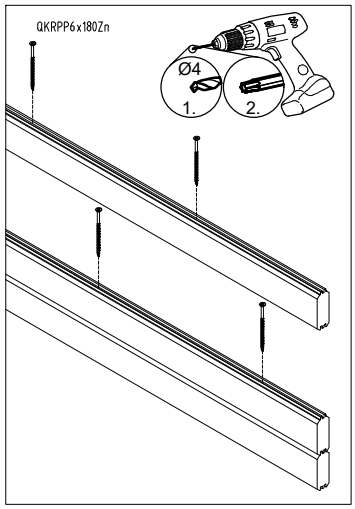
Object name FR44-3030-1 | Page 5/5

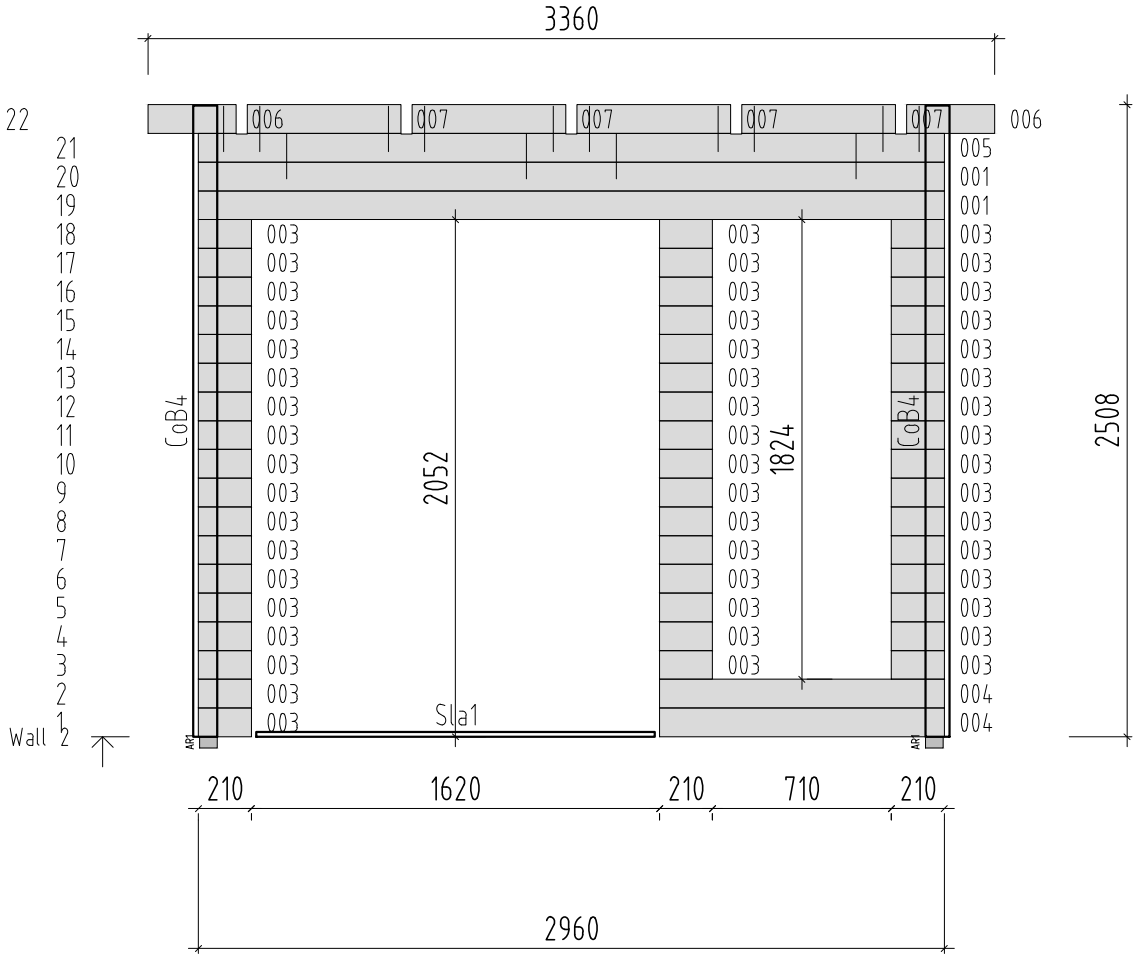

634
574
574
574
634
AR1
AR2
AR3
AR3
AR3
AR3
AR2
2950
AR1
504
504
504
504
504
2990

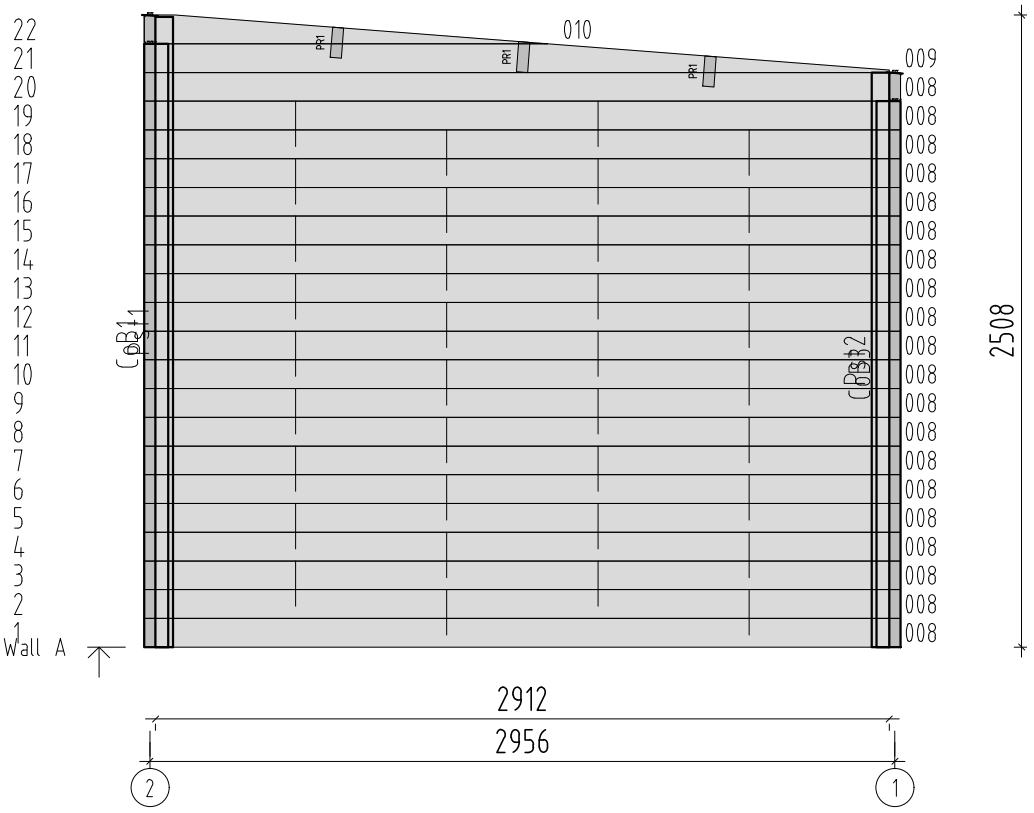
H = 1.500 m
TOTAL: 8.36 m2

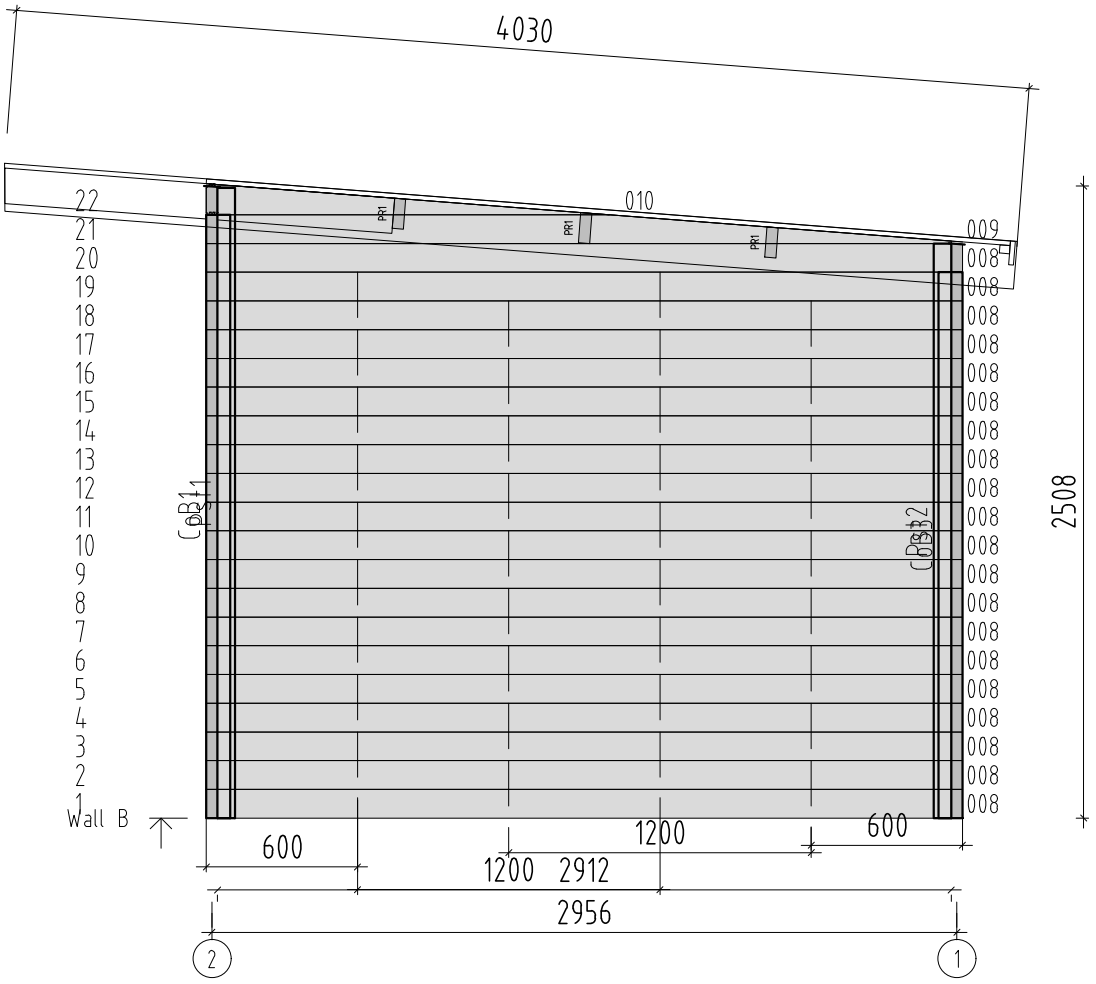



3360
20
19
18
17
16
15
14
13
12
11
10
9
8
7
6
5
4
3
2
1
Wall 1
002
001
CoB2
CoB2
2280
2960

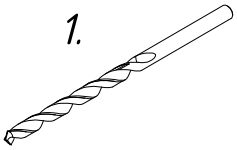

QKRPP6x180Zn
Ø4
1.
2.


3360
22
21
20
19
18
17
16
15
14
13
12
11
10
9
8
7
6
5
4
3
2
1
Wall 2
006
007
007
007
007
006
005
001
001
003
004
004
CoB4
CoB4
2052
1824
2508
Sla1
210
1620
210
710
210
2960

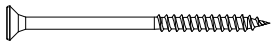

22
21
20
19
18
17
16
15
14
13
12
11
10
9
8
7
6
5
4
3
2
1
Wall A
010
PR1
PR1
PR1
009
008
008
008
008
008
008
008
008
008
008
008
008
008
008
008
008
008
008
008
008
2508
2912
2956
2
1


4030
010
009
008
PR1
22
21
20
19
18
17
16
15
14
13
12
11
10
9
8
7
6
5
4
3
2
1
Wall B
CoB11
CoB12
2508
600
1200
600
1200
2912
2956
2
1

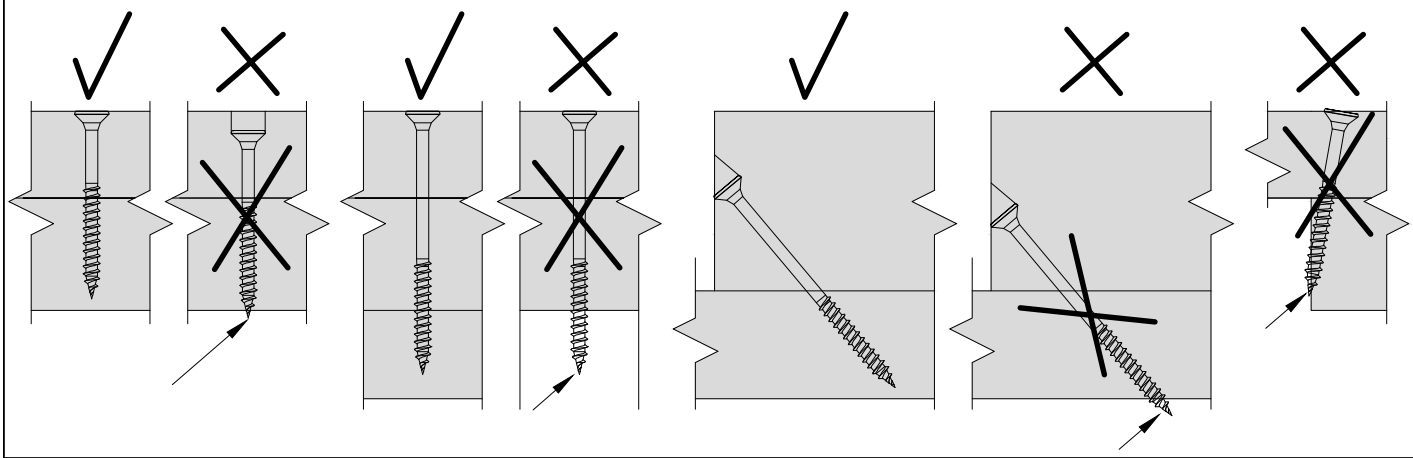
1.




2.



ø1,5mm	ø3,0...4,0
ø2,0mm	ø4,5
ø3,0mm	ø5,0
ø4,0mm	ø6,0
ø5,0mm	ø6,0...8,0
ø6,0mm	ø10,0...12,0



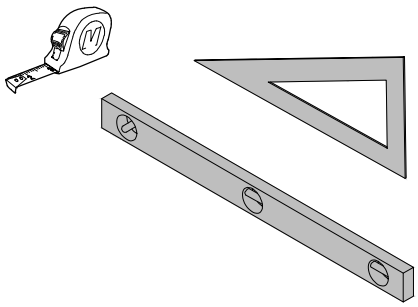


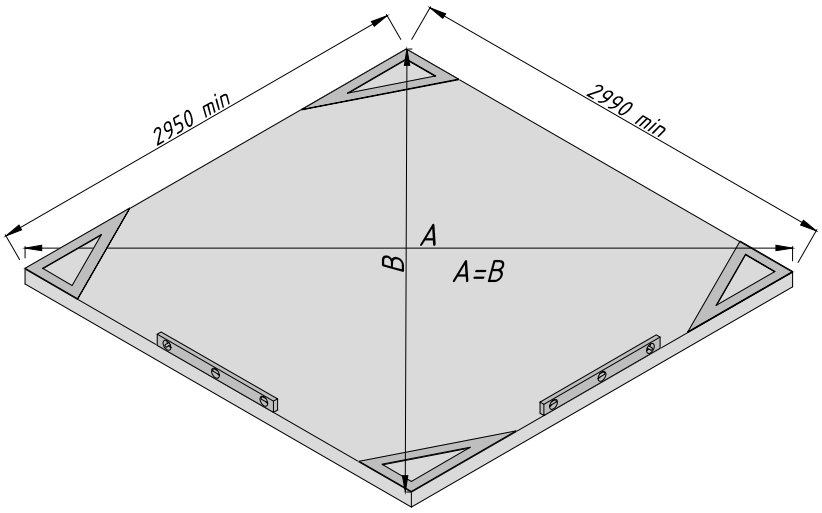
*

ENG – Not included
GER – Nicht enthalten
FR – Non inclus
ES – No incluso
IT – Non incluso
NO – Ikke inkludert
SWE – Ingår inte
FIN – Ei sisälly hintaan
DEN – Ikke inkluderet
NED – Niet inbegrepen
POR – Não incluído
CZ – Není zahrnuto
POL – Nie wliczone
LIT – Nejtraukta
LAT – Nav iek,lauts
RUS – **Не включено**
EST – Ei sisaldu komplektis

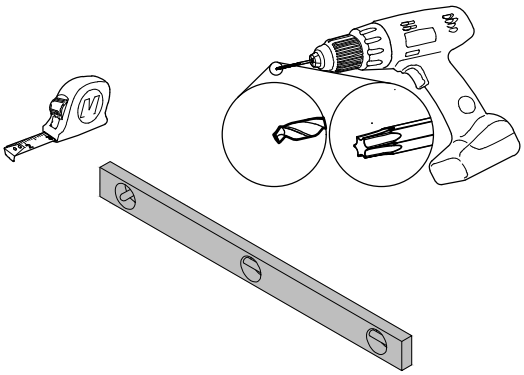
**

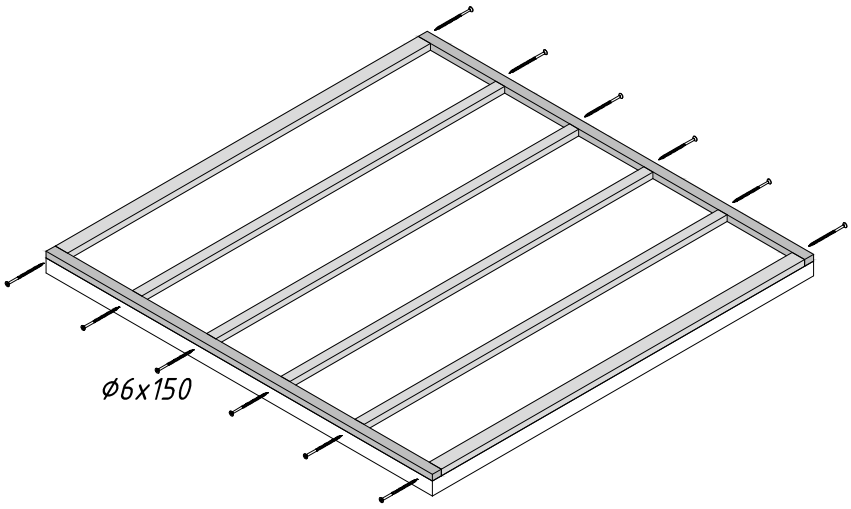
ENG – Separate manual
GER – Separates Handbuch
FR – Manuel séparé
ES – Manual separado
IT – Manuale separato
NO – Separat manual
SWE – Separat manual
FIN – Erillinen käyttöohje
DEN – Separat manual
NED – Aparte handleiding
POR – Manual separado
CZ – Samostatný manuál
POL – Osobna instrukcja
LIT – Atskiras vadovas
LAT – Atsevišķa rokasgrāmata
RUS – **Отдельное руководство**
EST – Eraldi juhend

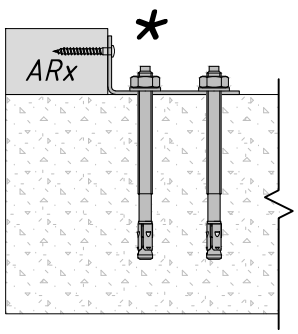


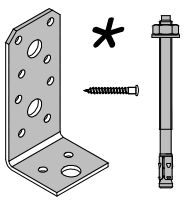

2950 min
2990 min
A
B
A=B

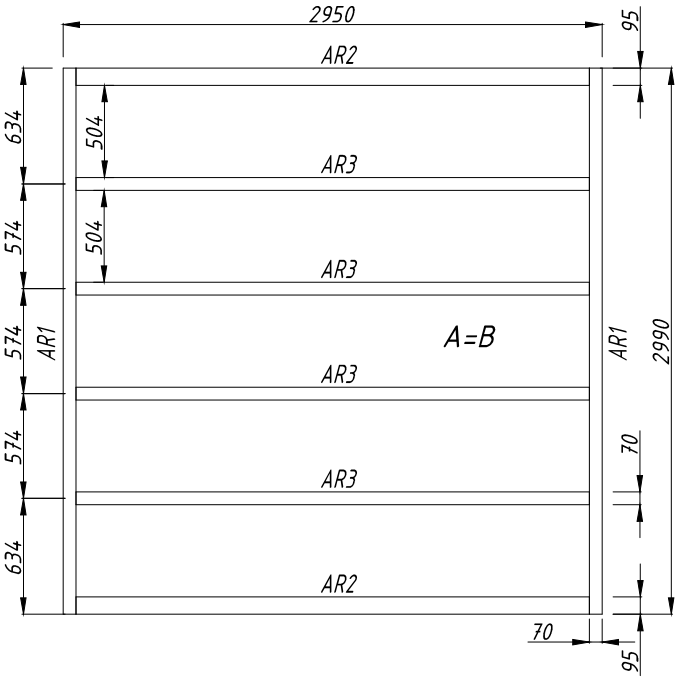
AR1	x2
AR2	x2
AR3	x4
ø6x150	x12



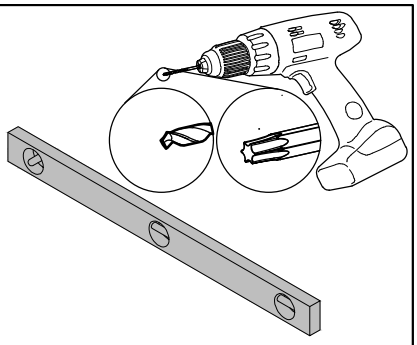


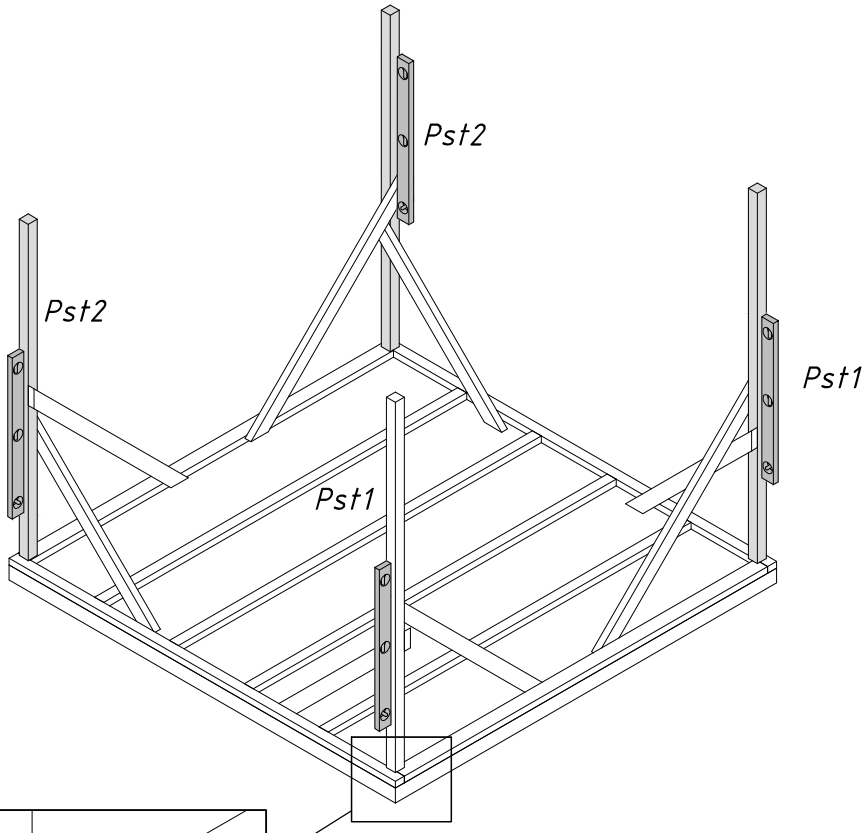


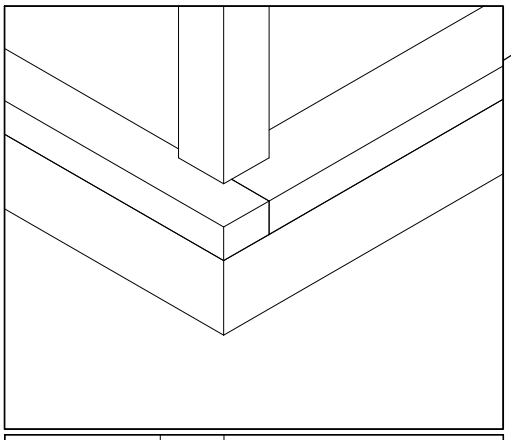


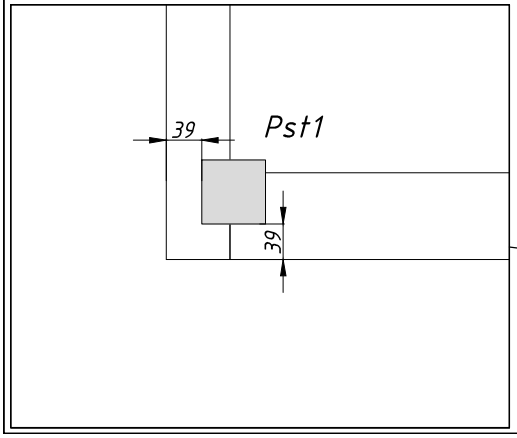



Pst1 x2
Pst1 x2
ø6x120 x8

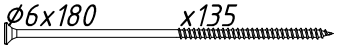


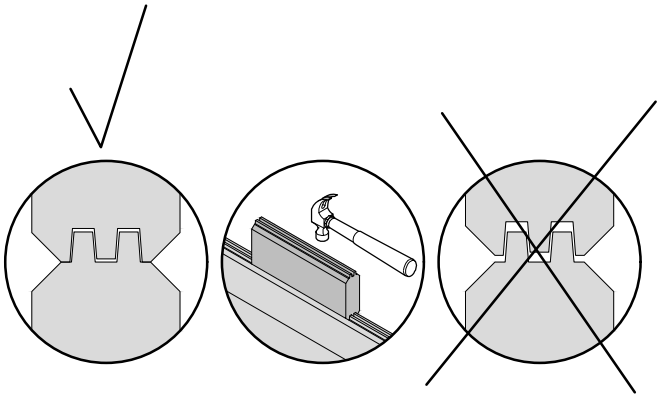


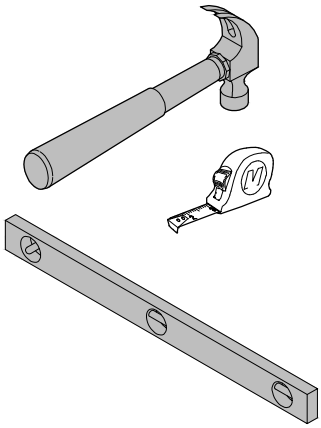


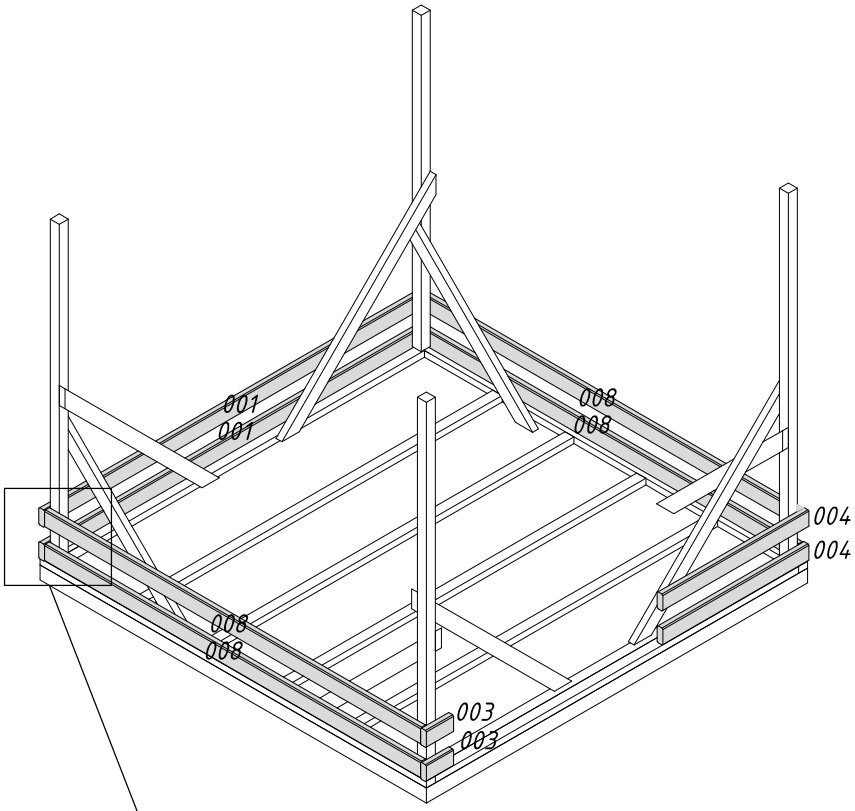


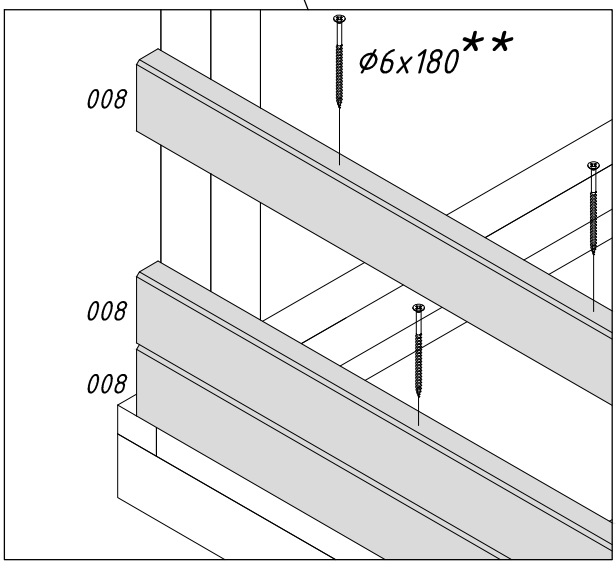




ø6x180
x135






001
001
008
008
004
004
008
008
003
003


ø6x180**
008
008
008

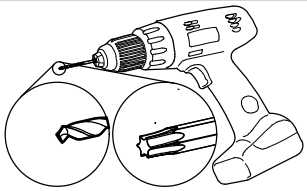

**
Wall 1
Wall 2
Wall A
Wall B

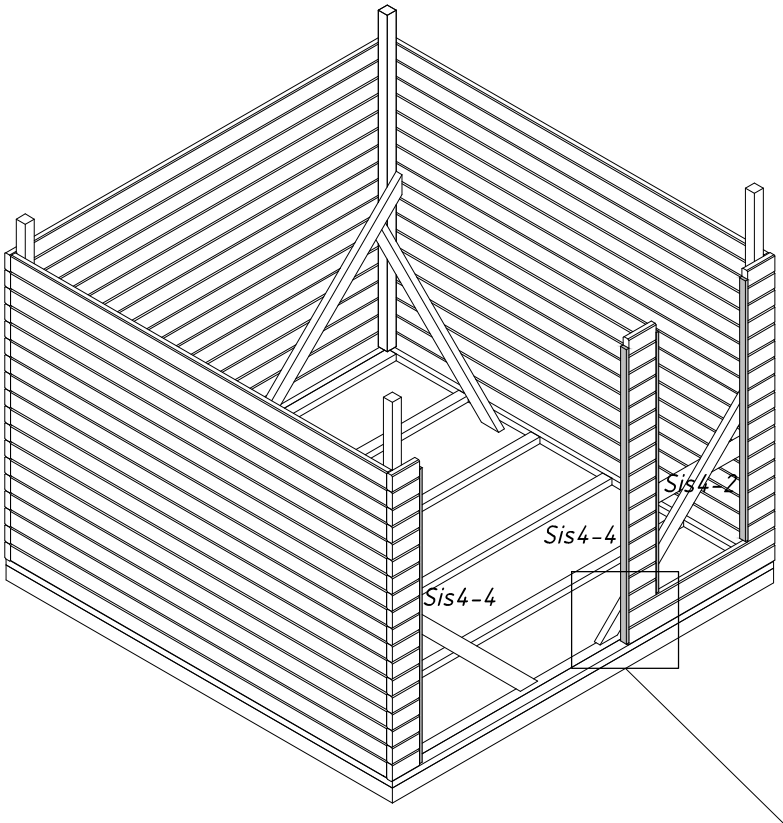
Sis4-4 x2

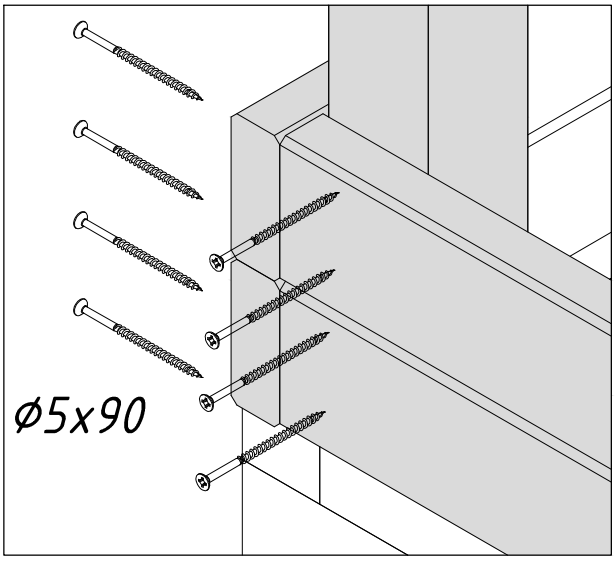
Sis4-2 x2

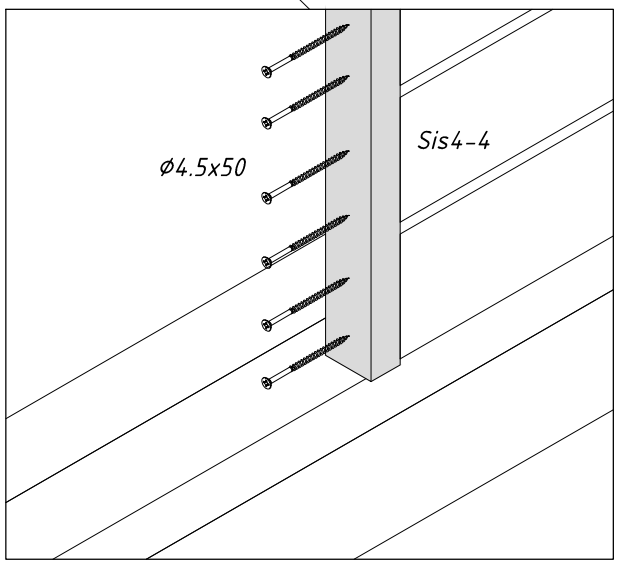
ø5x90 x316

ø4.5x50 x136

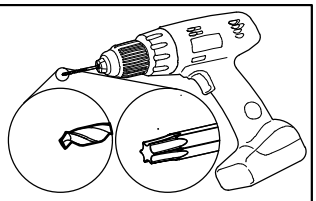


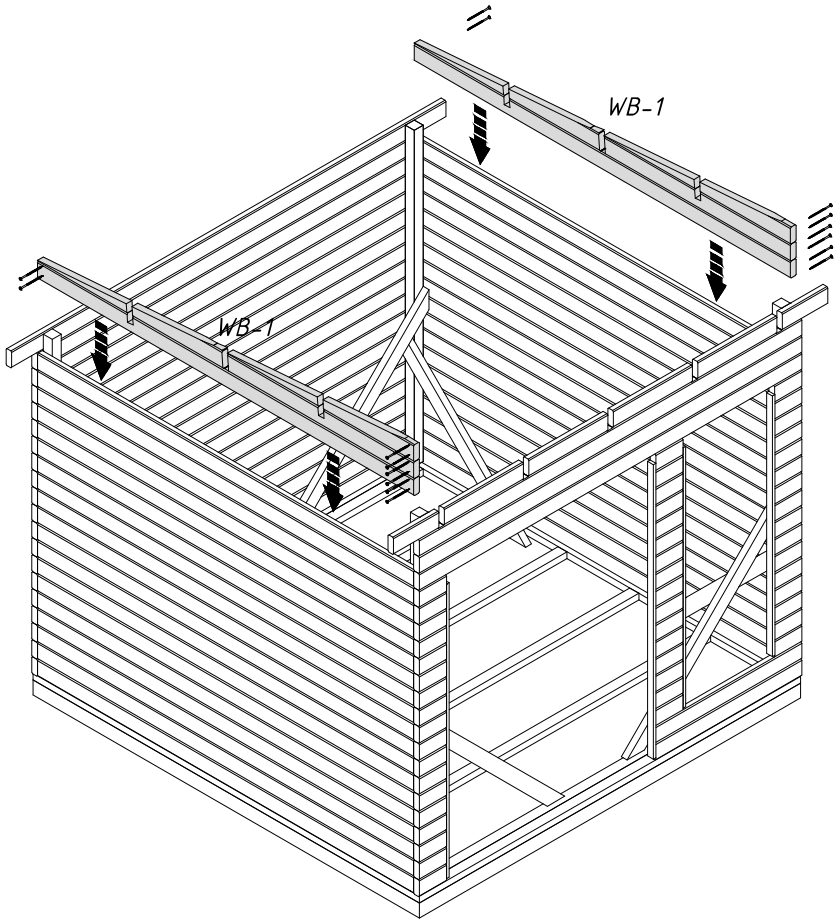






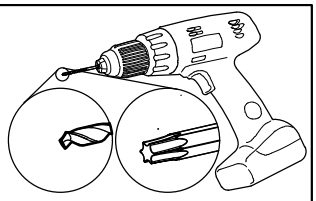
WA-1	x1
WB-1	x1
ø5x90	x16

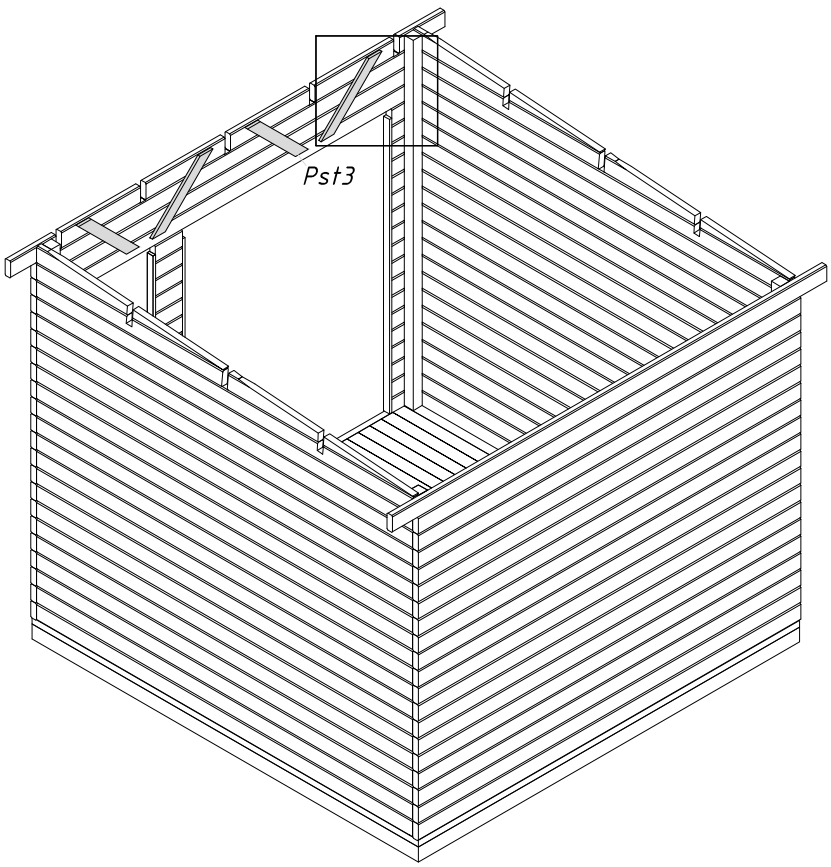


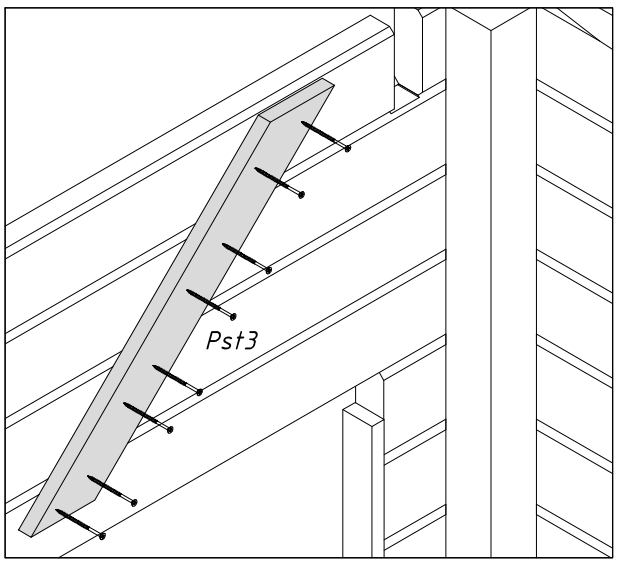


Pst3 x4

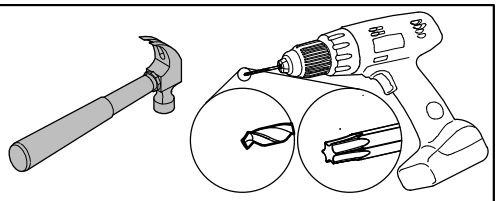
ø4,5x50 x32

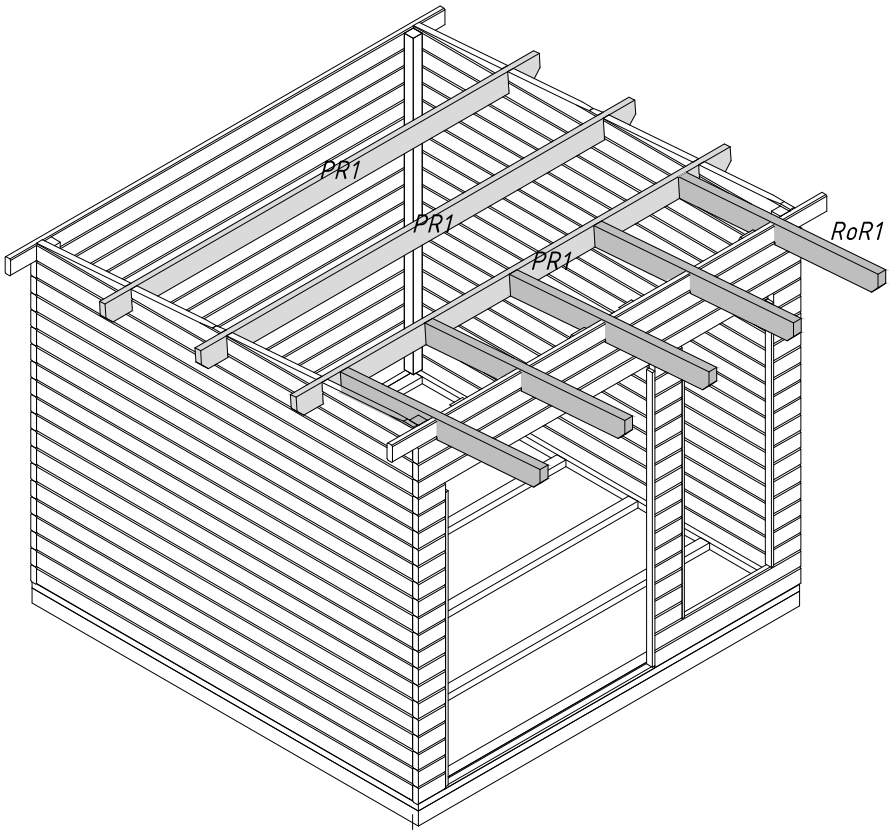


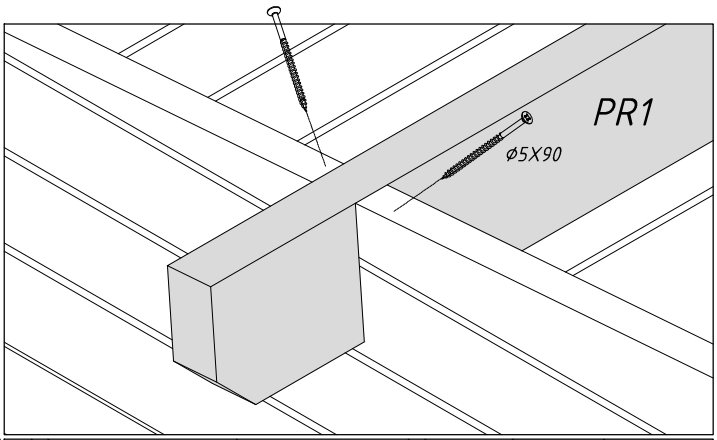


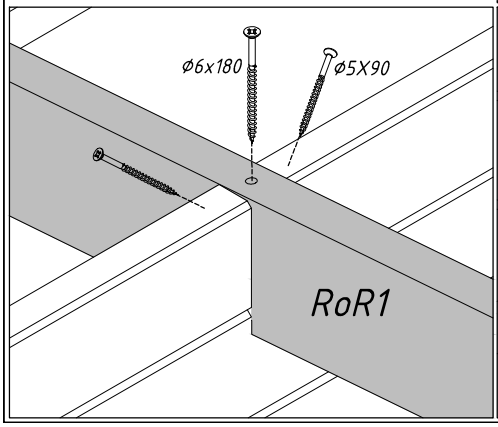


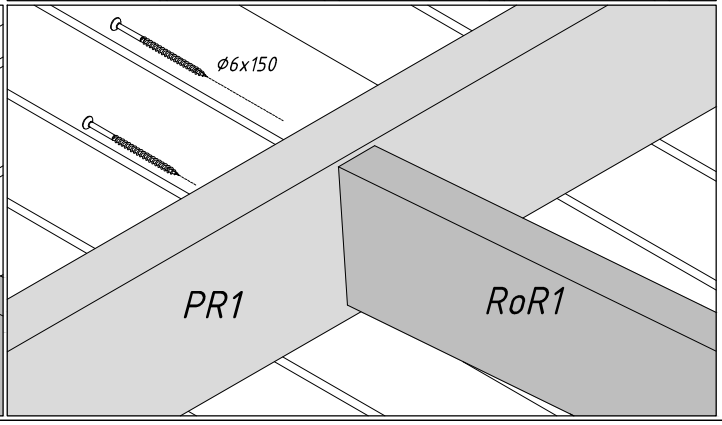
PR1 x3
RoR1 x5
ø5x90 x28
ø6x150 x10
ø6x180 x5



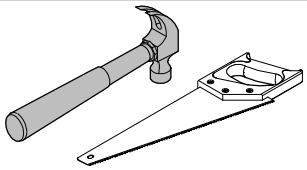


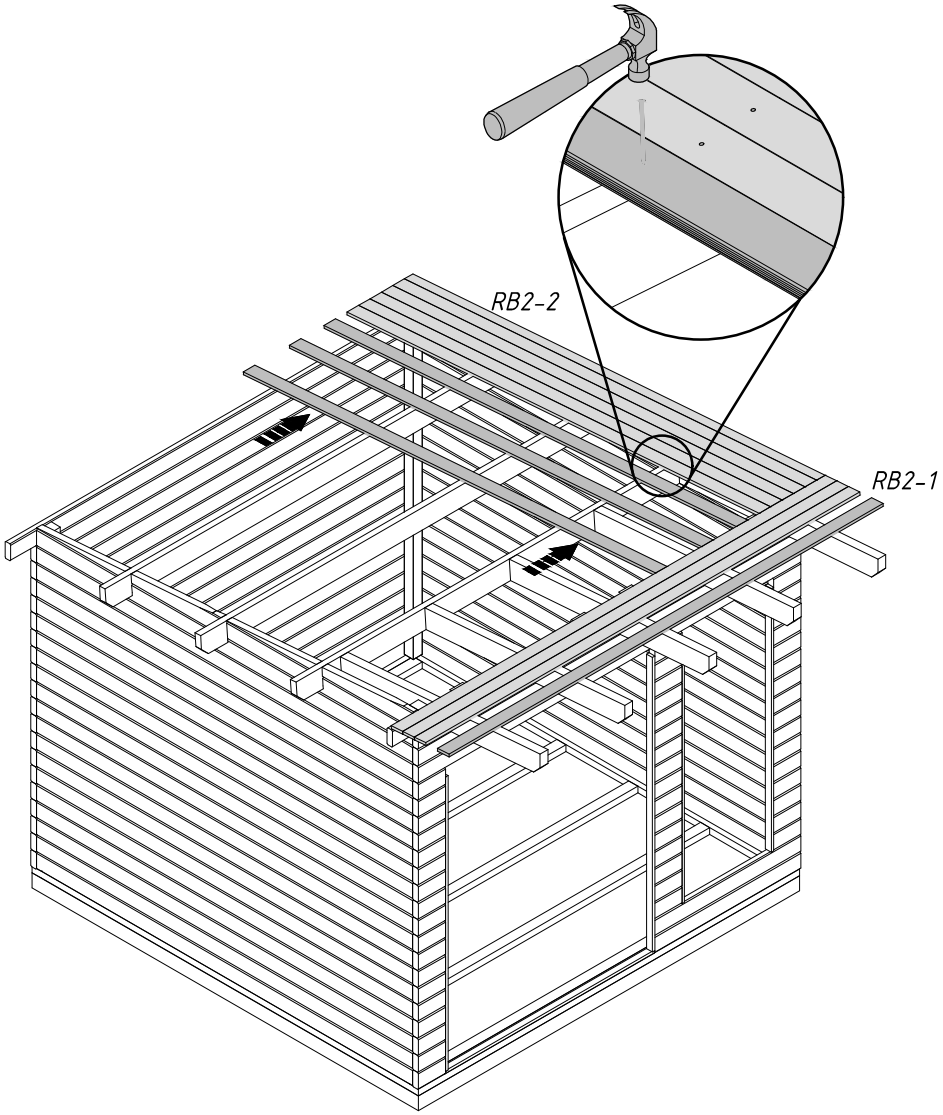






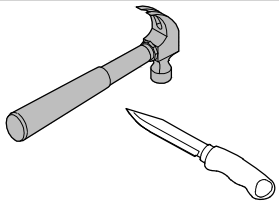
RB2-1 x9
RB2-2 x38
ø2,2x50 x235

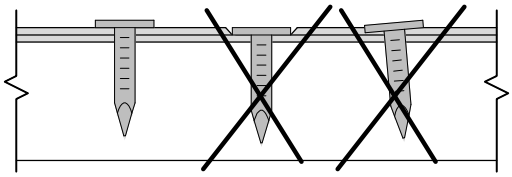


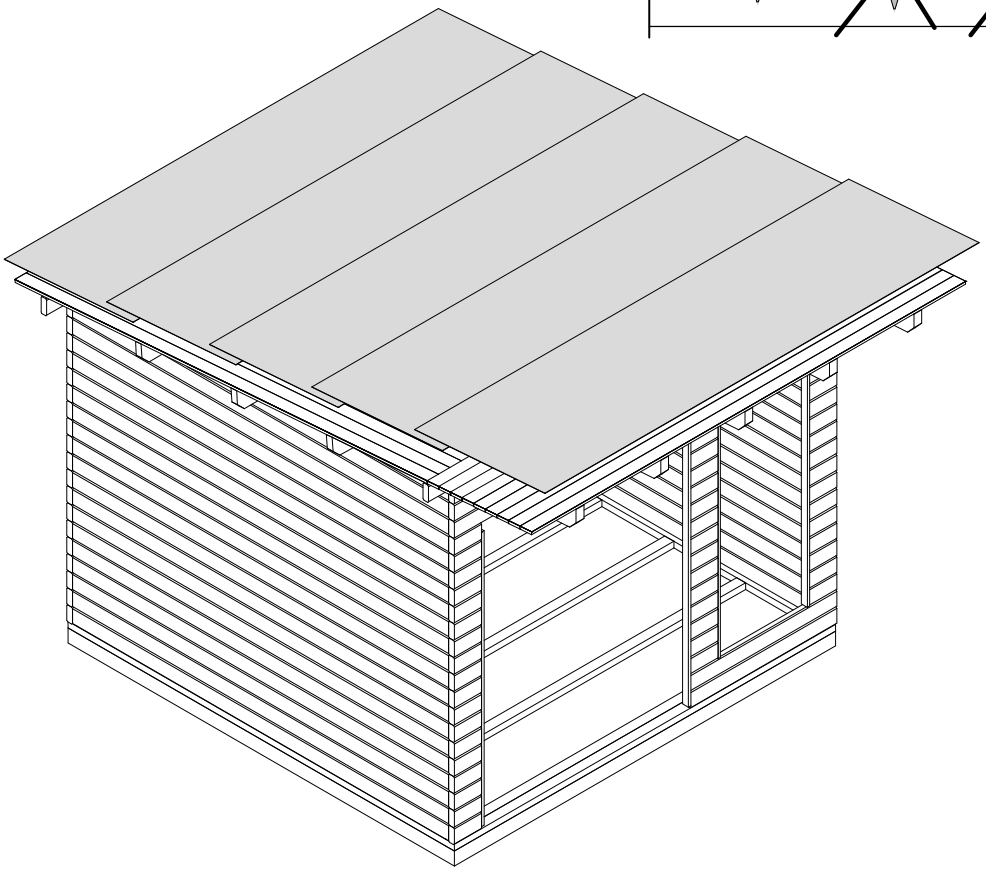


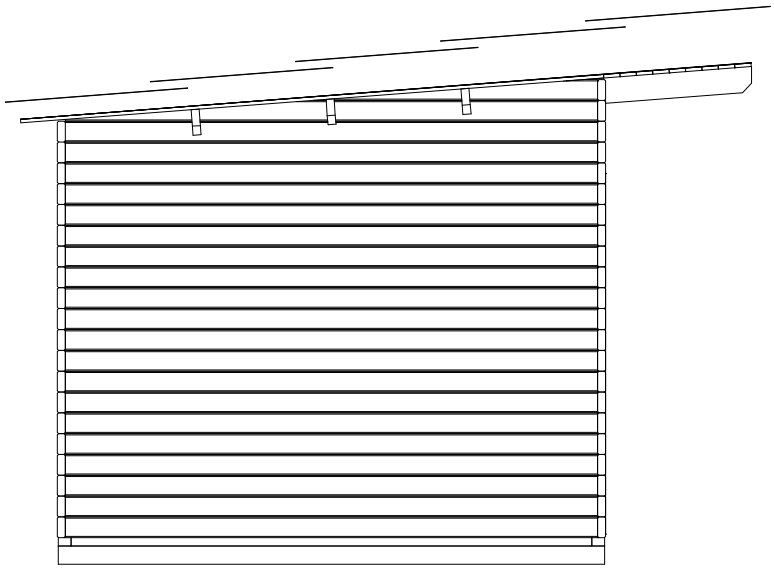
≈3600 x5 *

ø2x15 x200 *

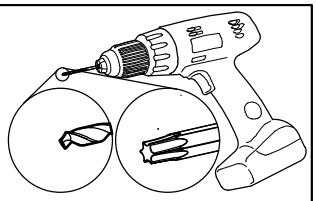


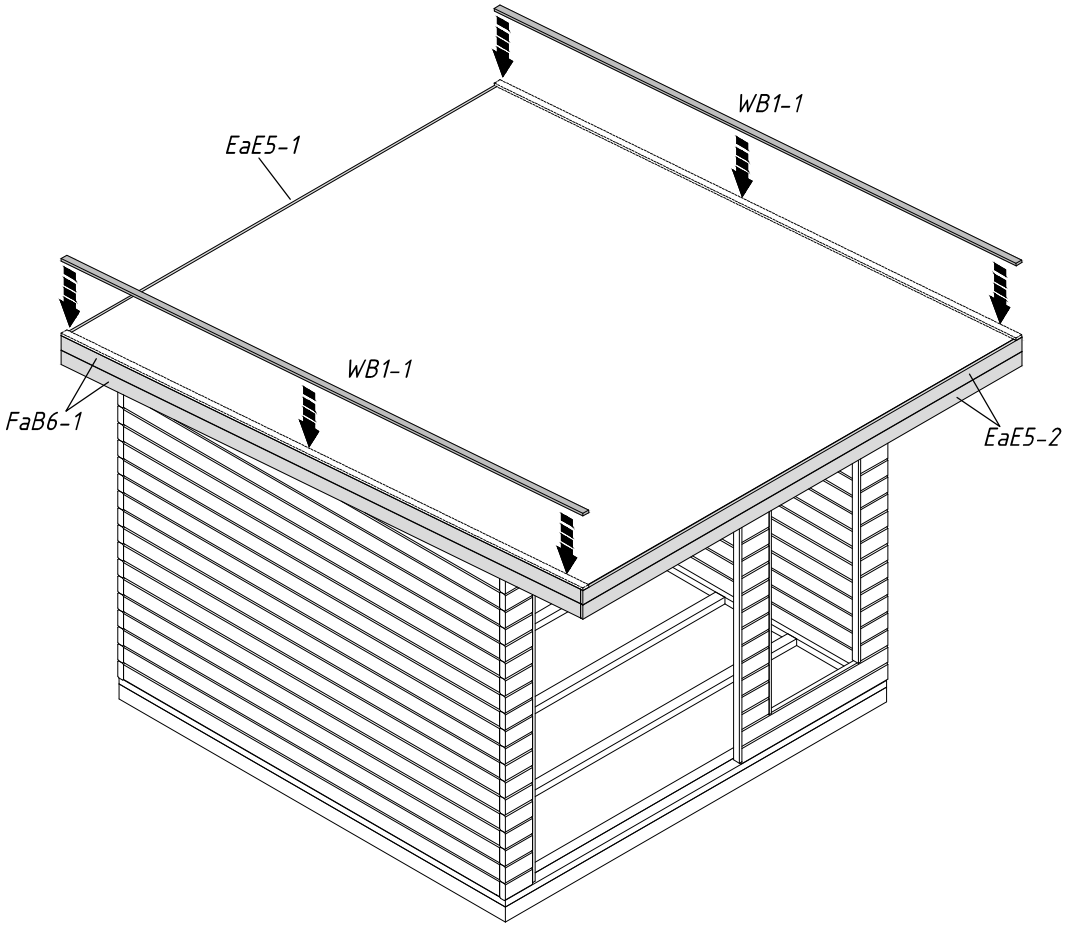


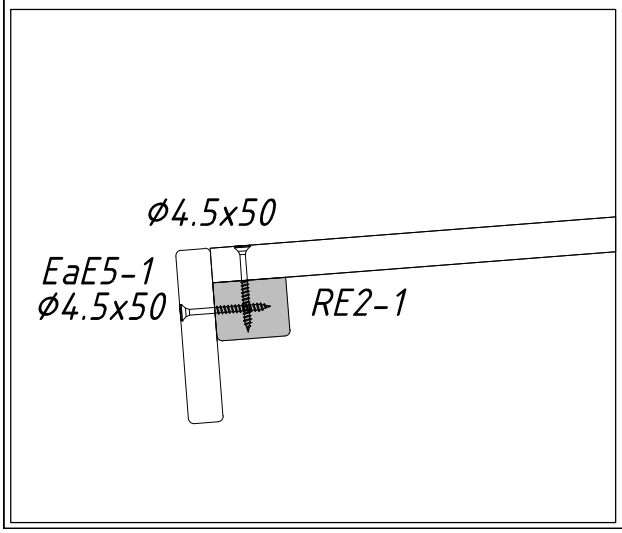





WB1-1	x2
FaB6-1	x4
EaE5-1	x1
EaE5-2	x2
RE2-1	x1
ø4,5x50	x125

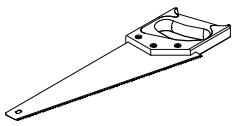


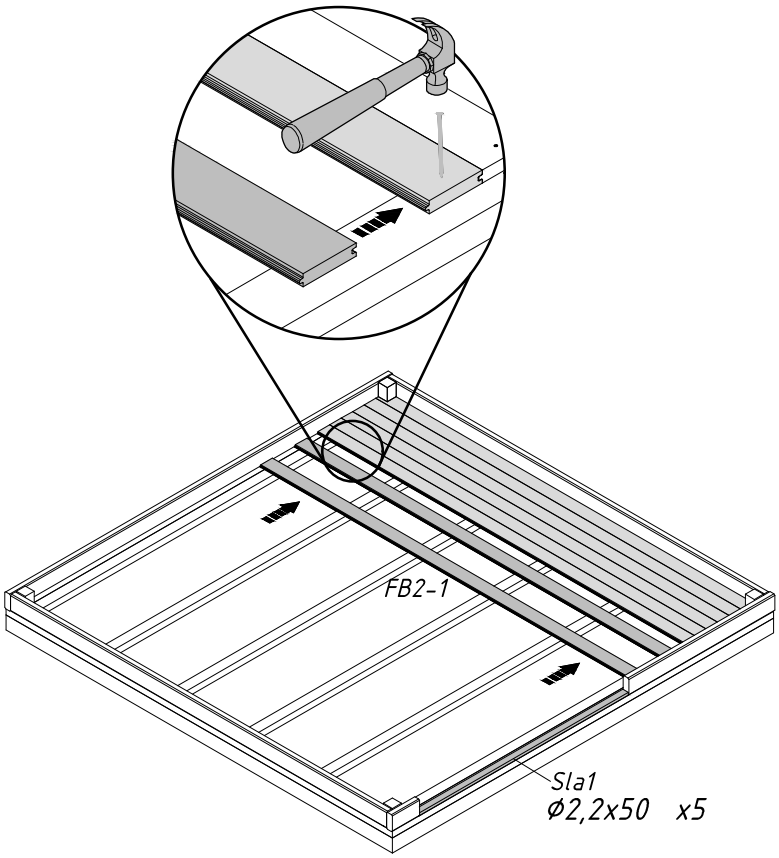


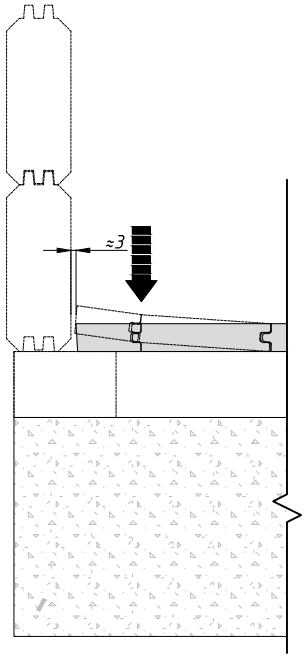


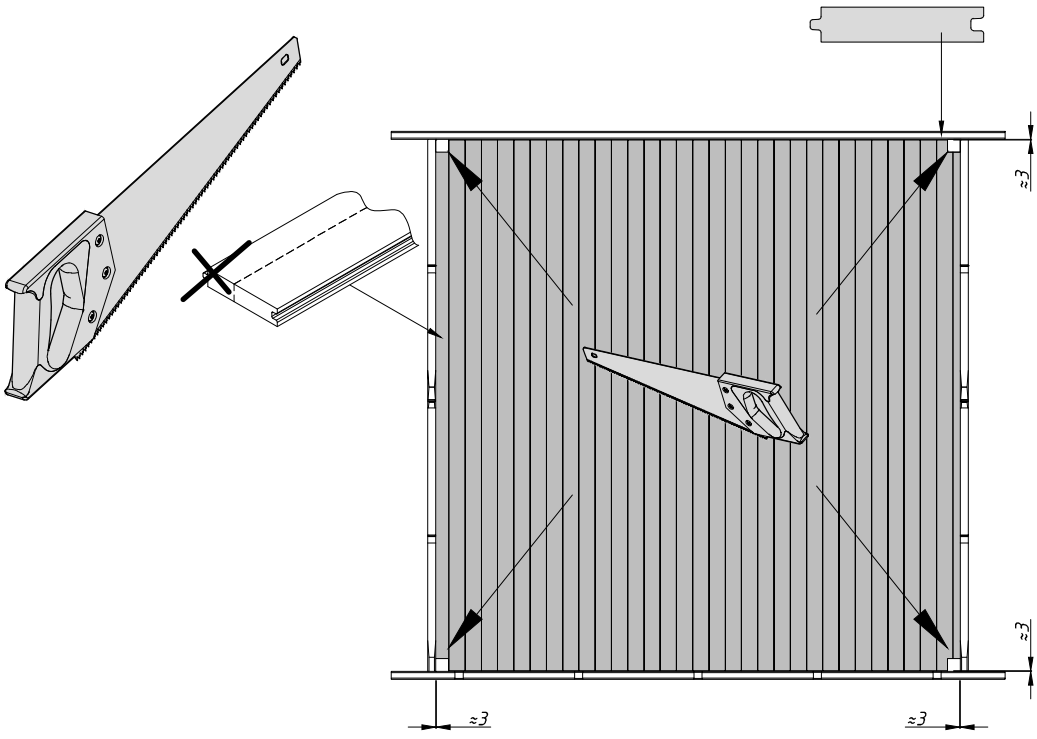
Sla1	x1
FB2-1	x33
⌀2,2x50	x203



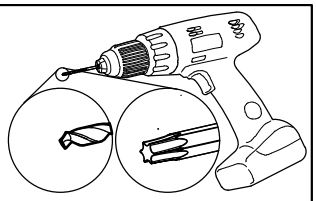


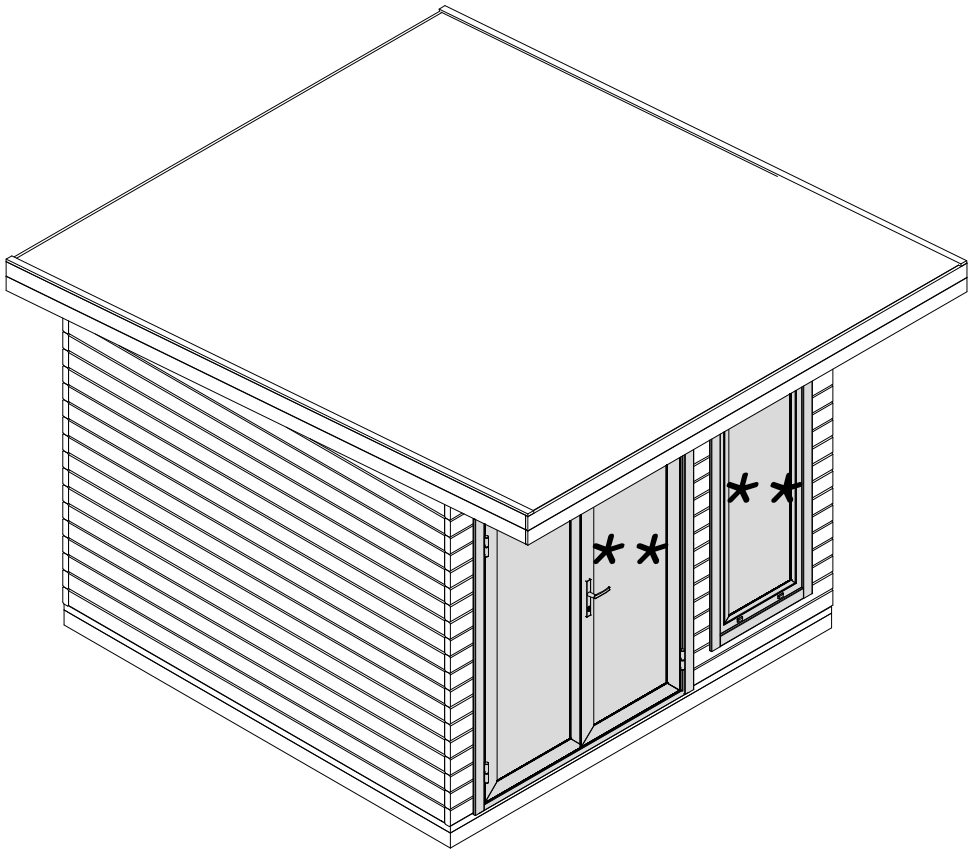


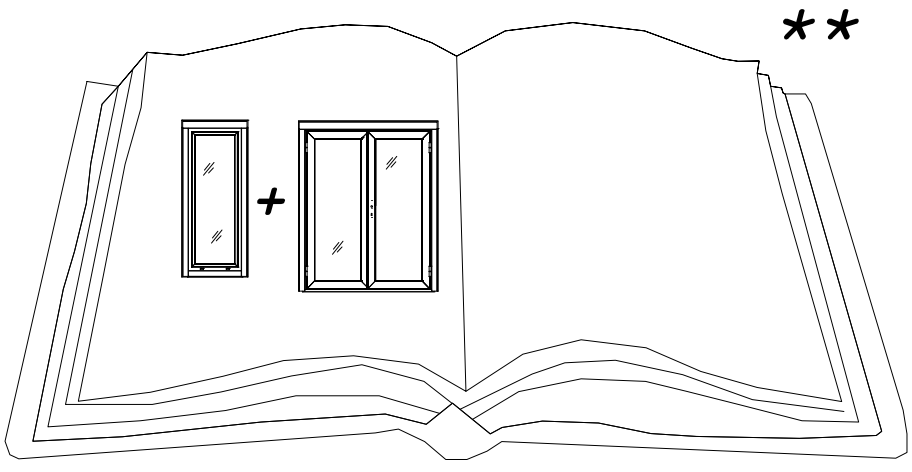





A51-20V-7016 x1
TU51-6P-7016 x1

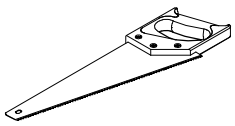


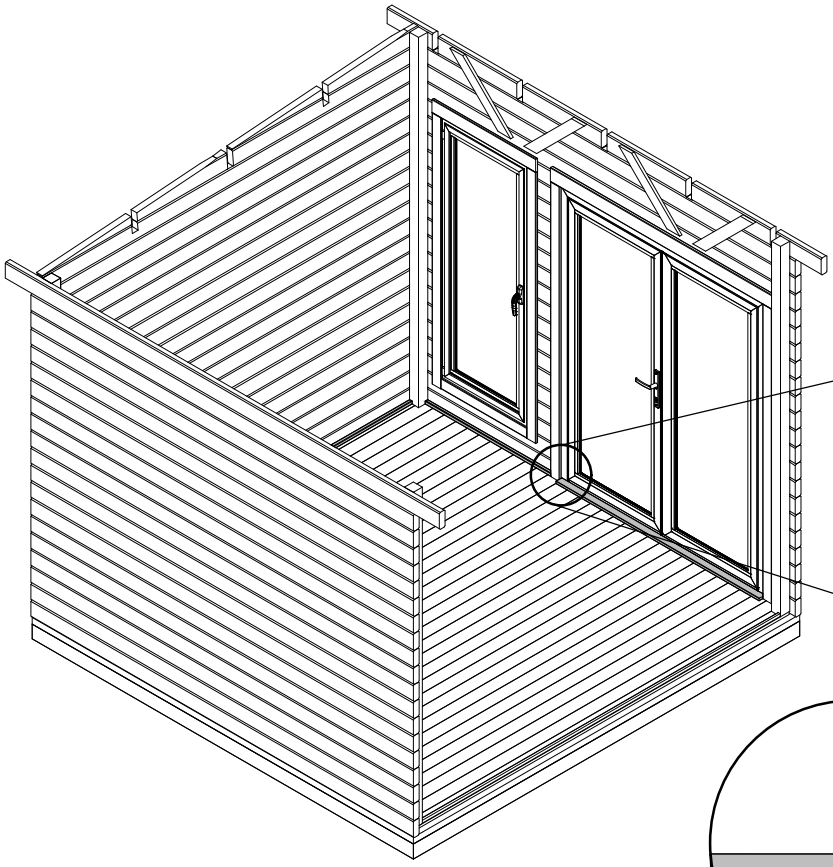


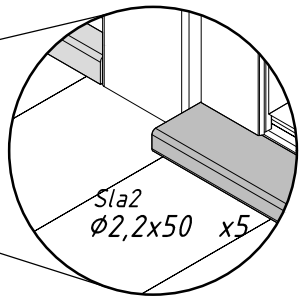


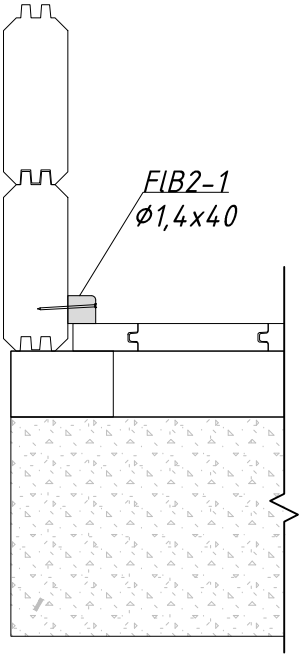
Sla2	x1
FlB2-1	x7
ø1,4x40	x45

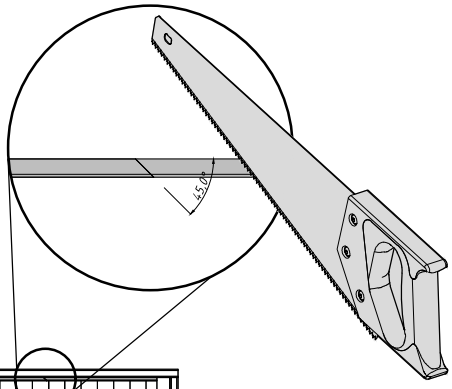


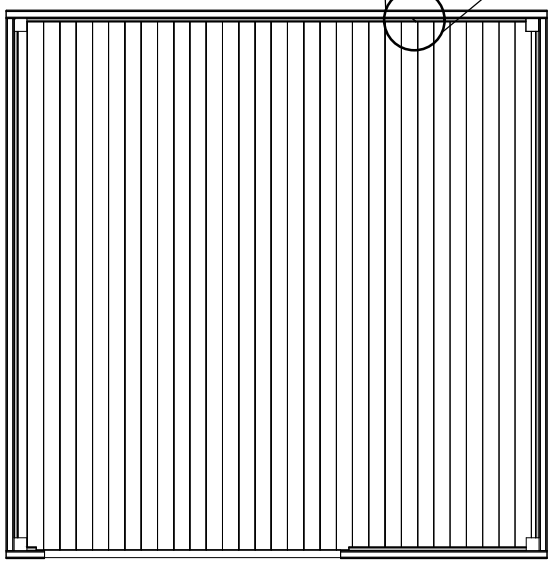




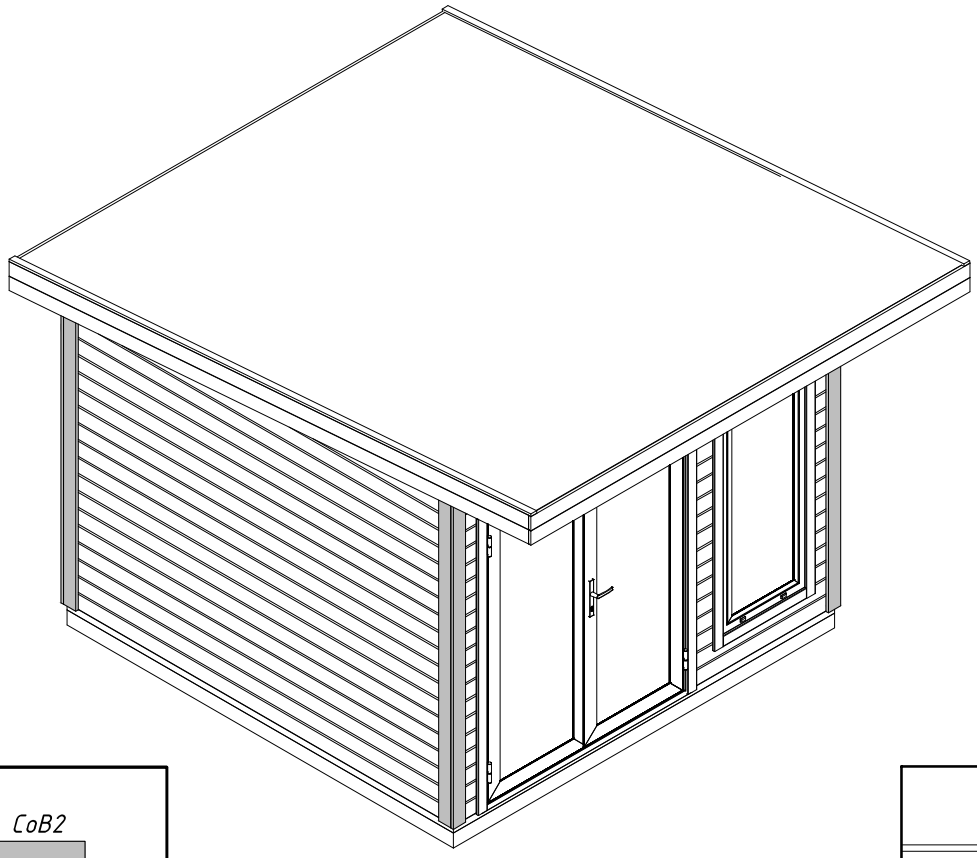


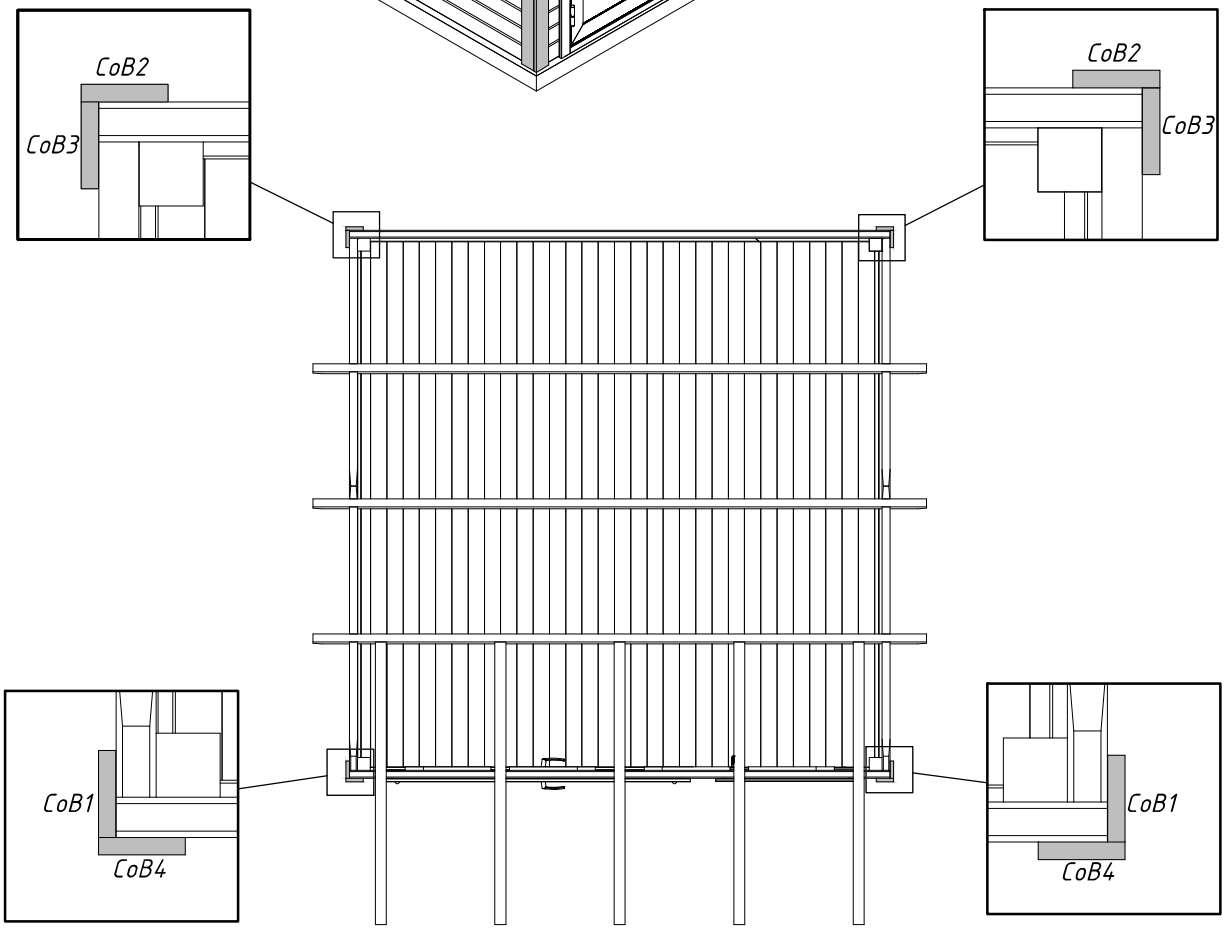




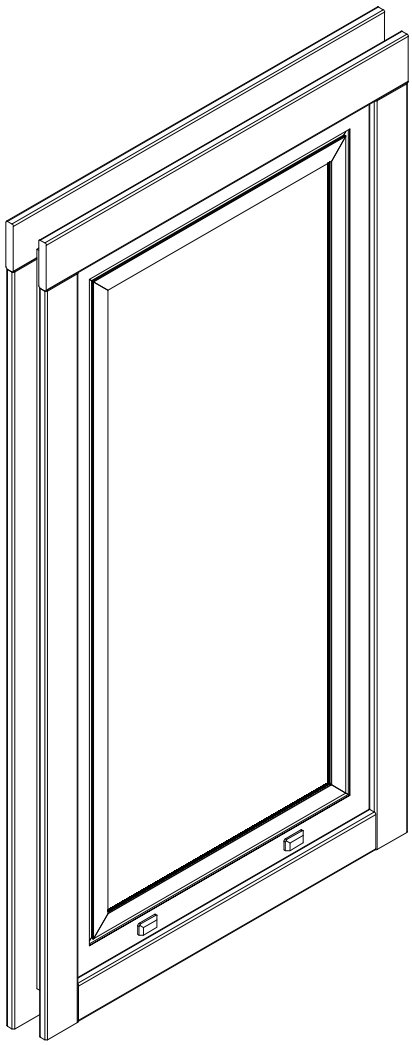



CoB1	x2
CoB2	x2
CoB3	x2
CoB4	x2
⌀4,5x50	x40





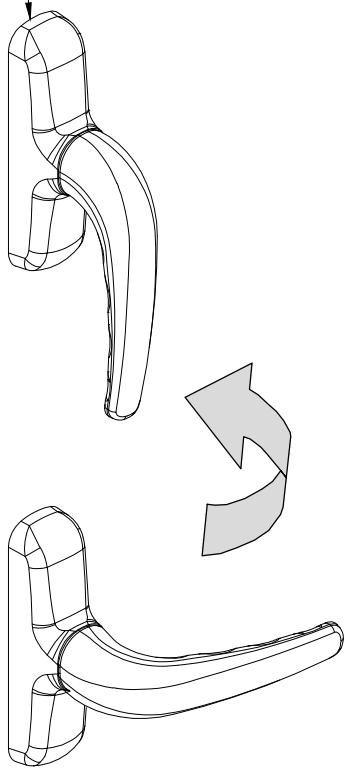
A51-...-7016





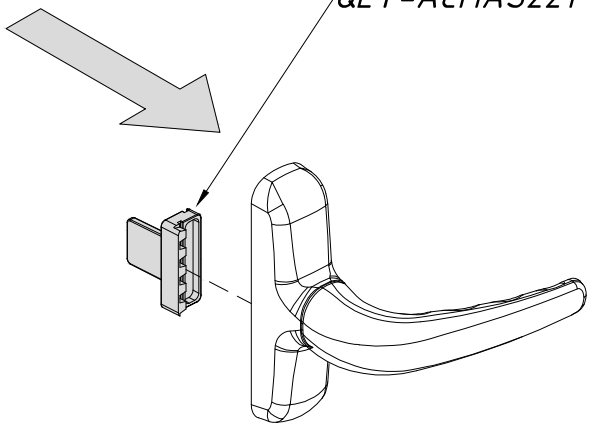
1

QLY-ACMAS33

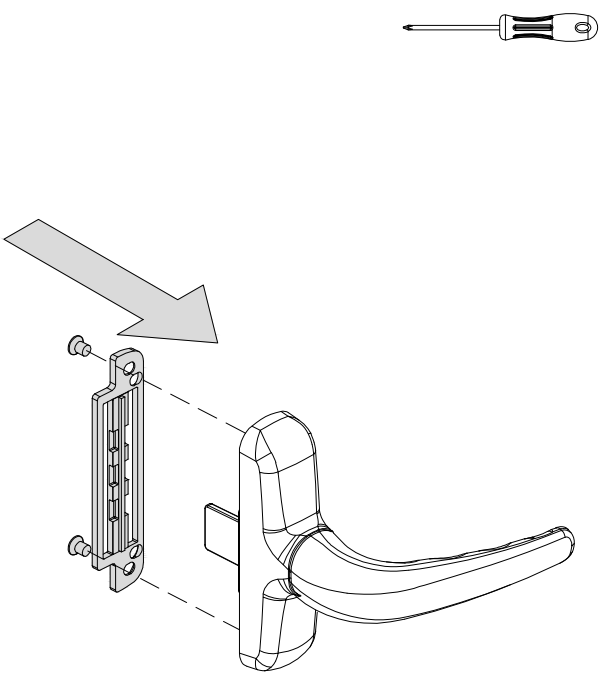


2

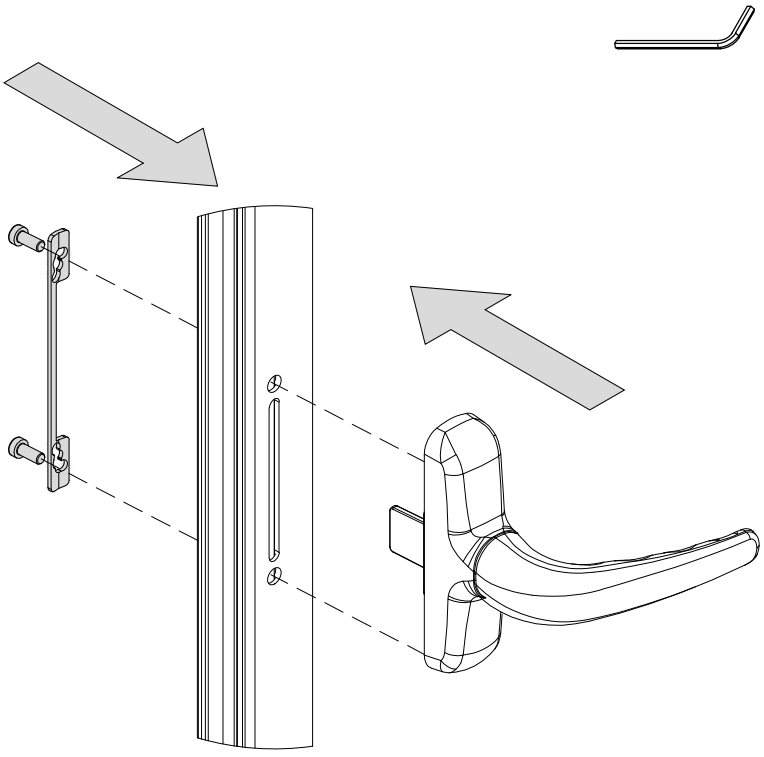
QLY-ACMAS221



3



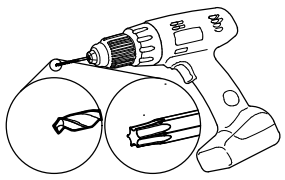
4

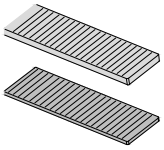


SiS4-x x2

Ø5x40 x...

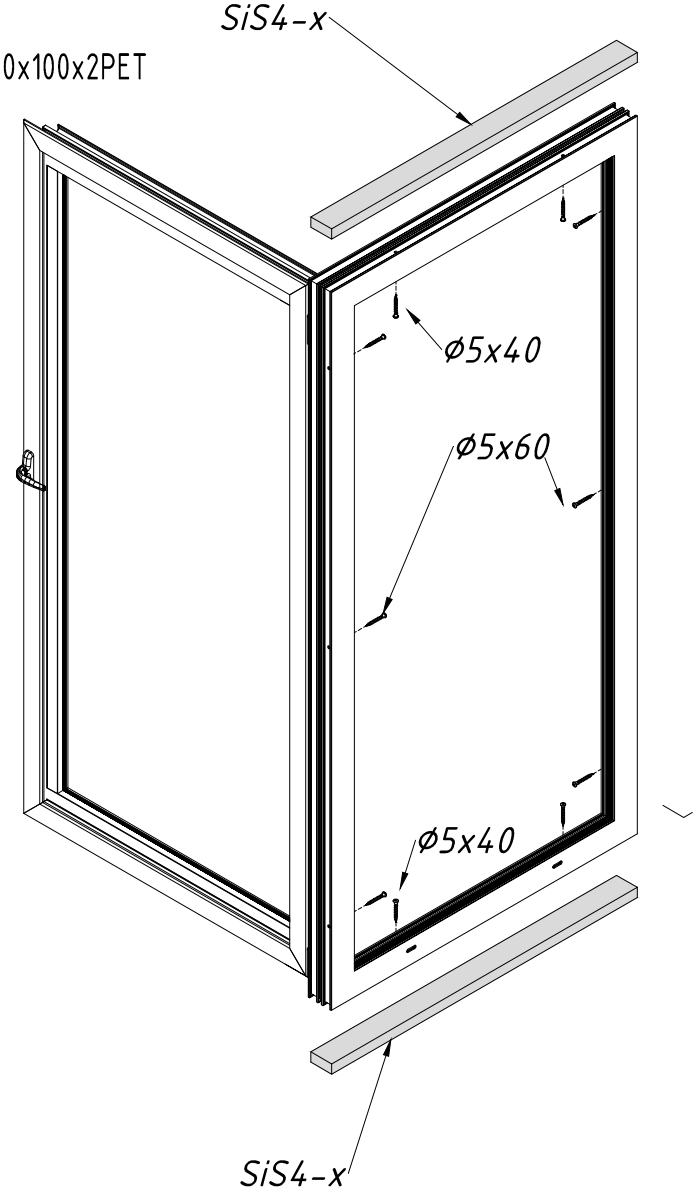
Ø5x60 x...

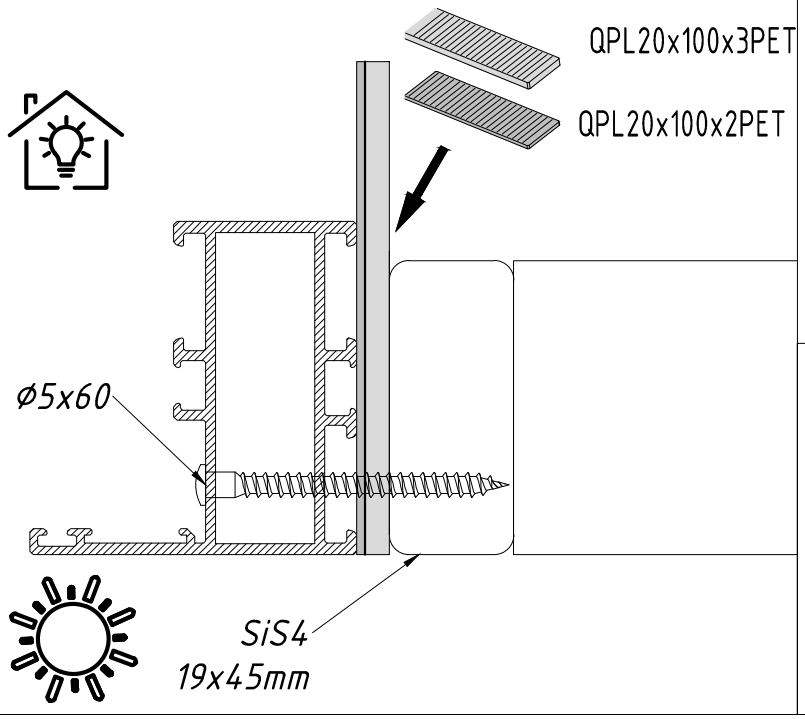


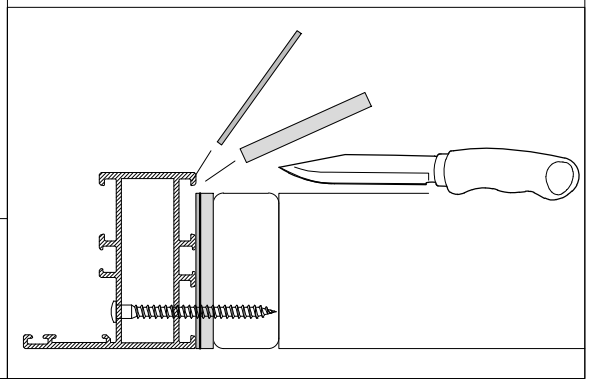


QPL20x100x3PET

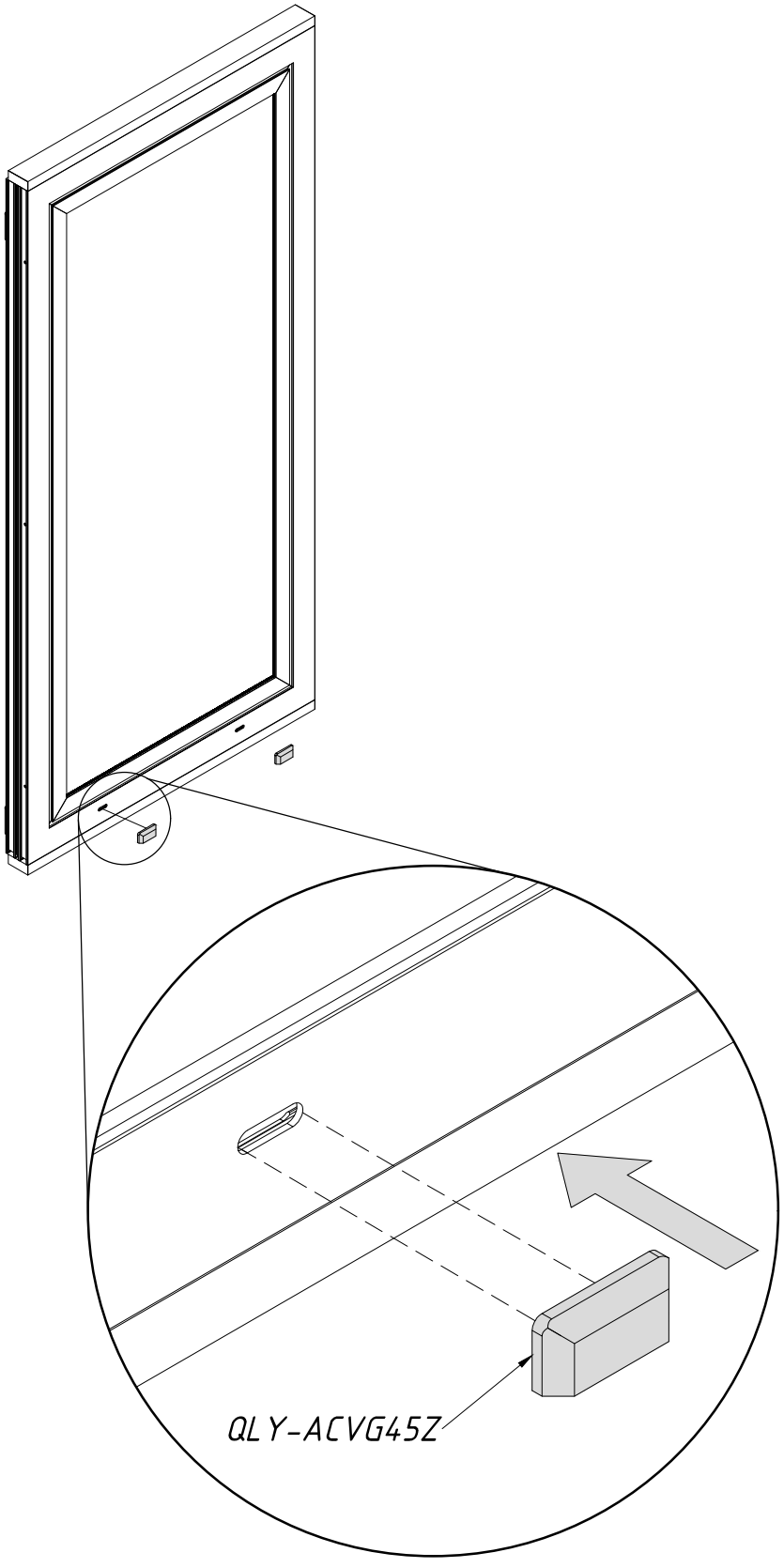
QPL20x100x2PET



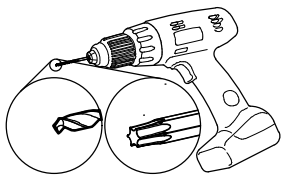


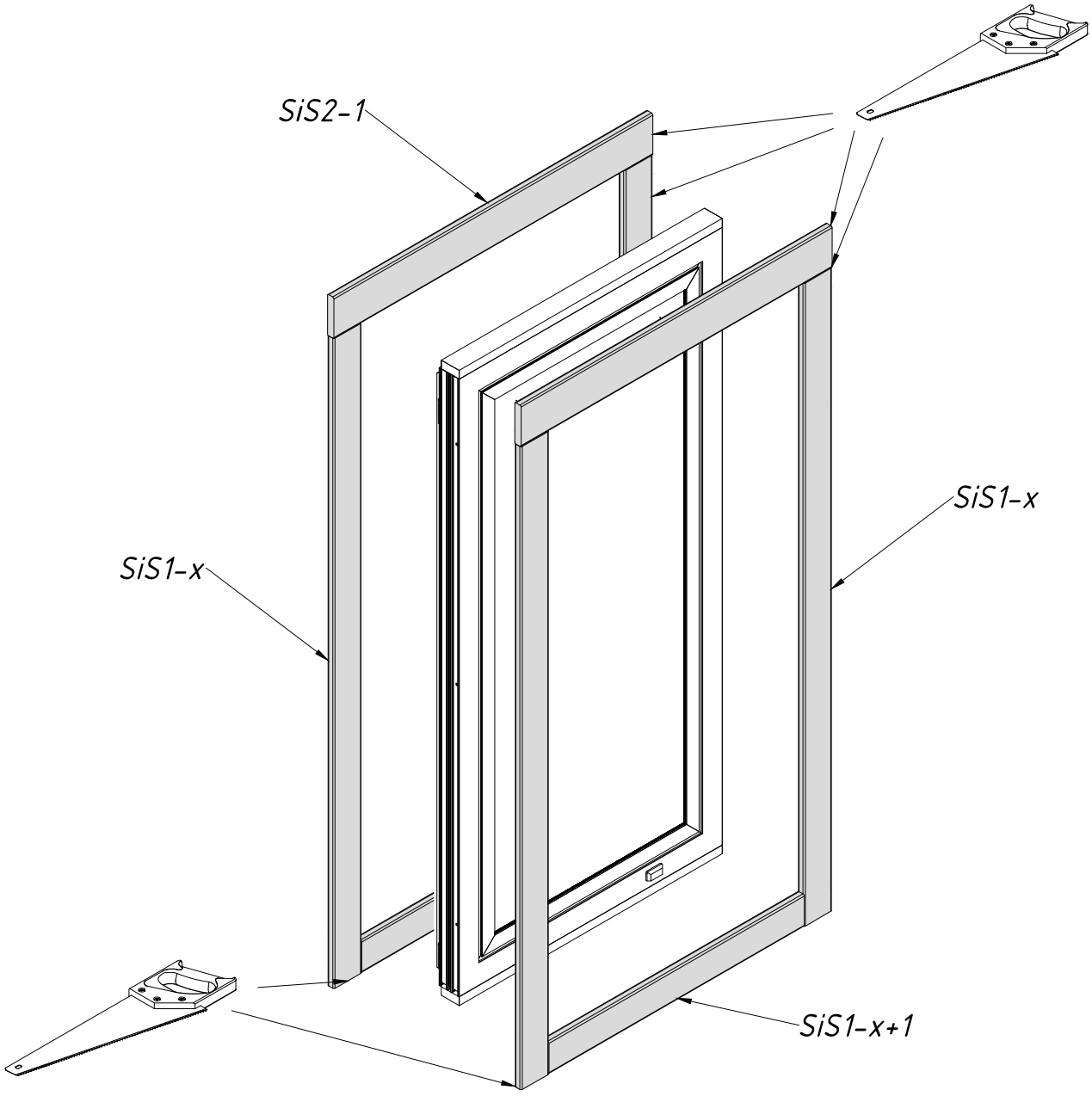


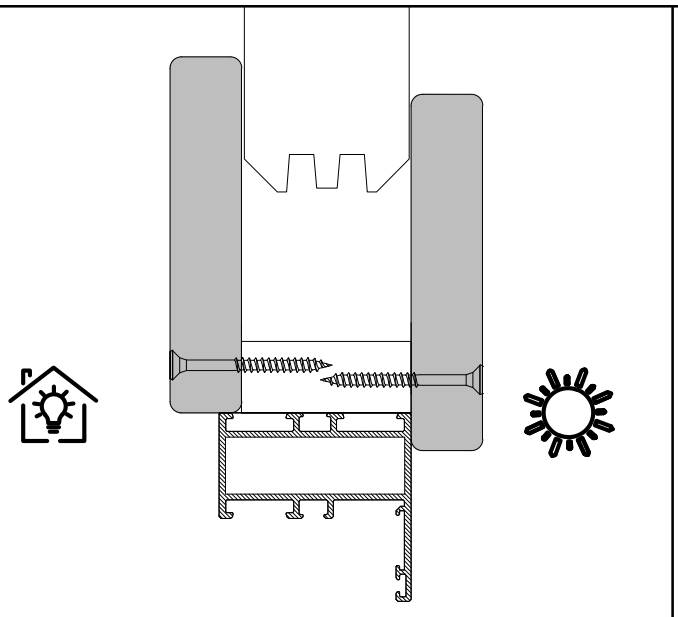
QLY-ACVG45Z  x2

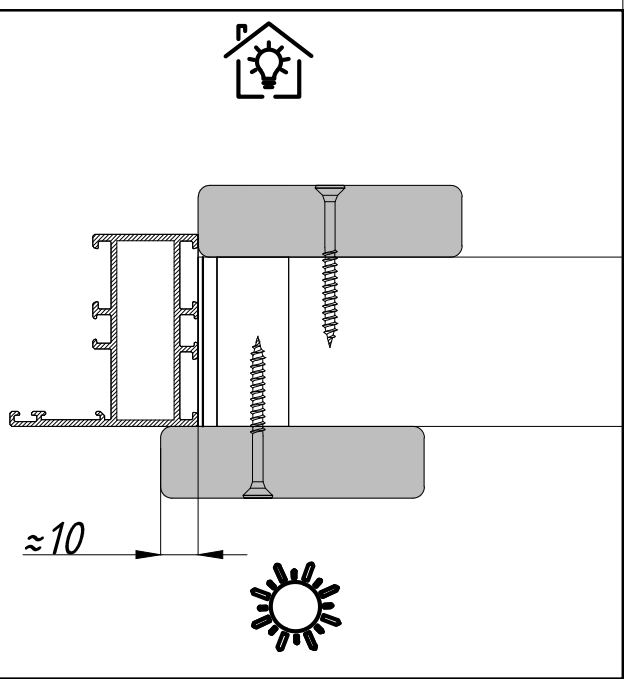


SiS2-1	x2
SiS1-x	x4
SiS1-x+1	x2
Ø4.5x50	x...

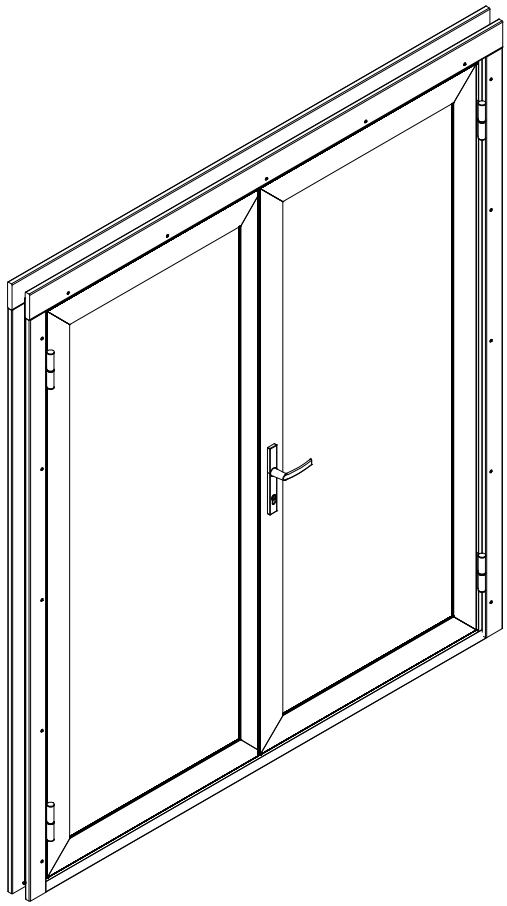









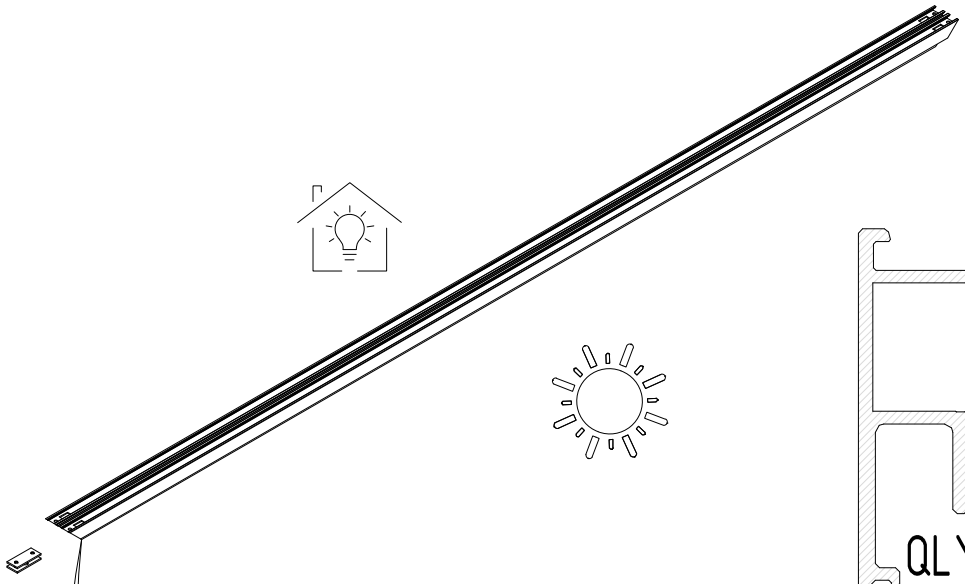
TU51-.....-7016

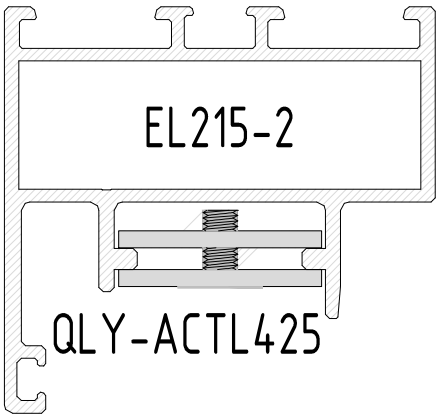


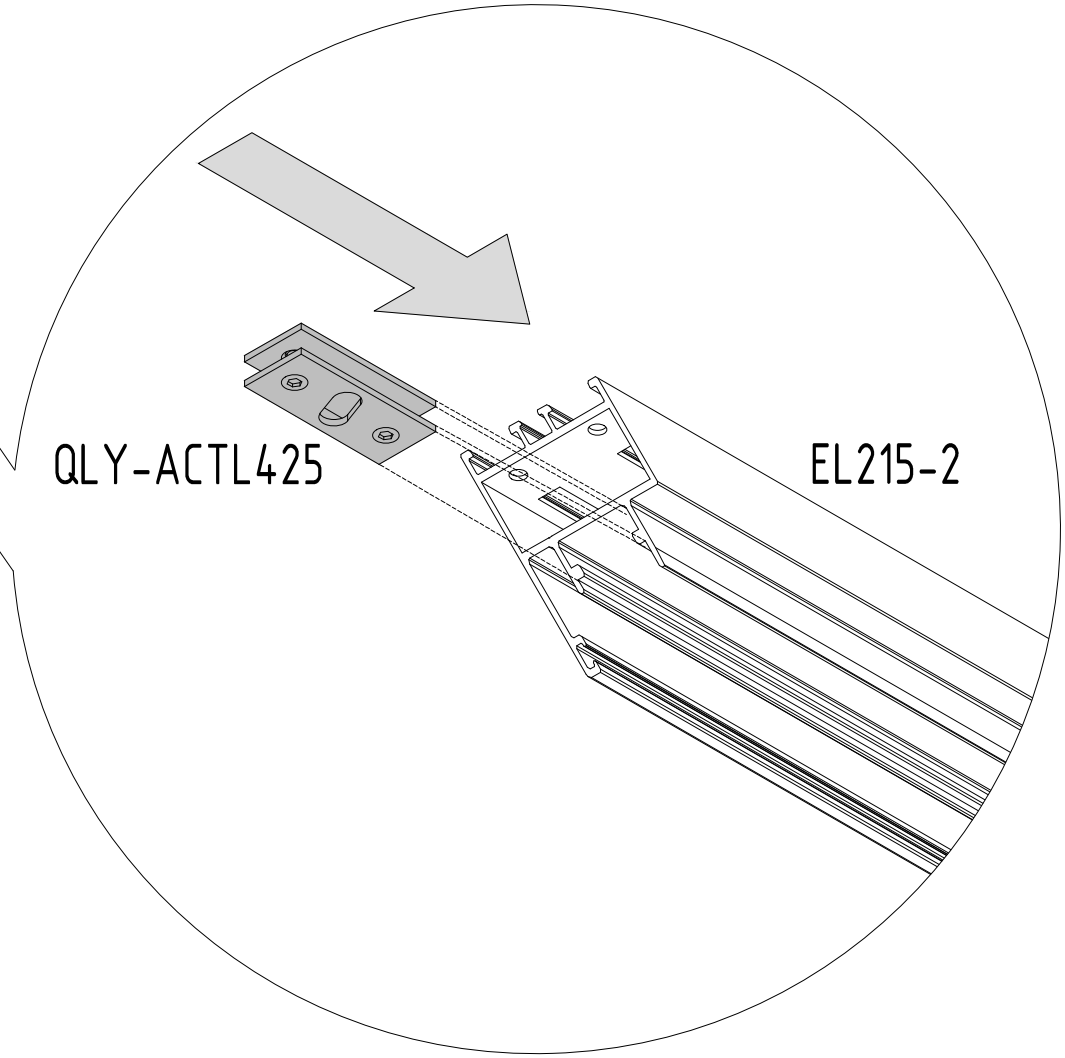


EL215-2 x1

QLY-ACTL425 x1







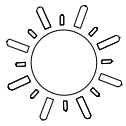
EL215-1 x1

EL215-2 x1

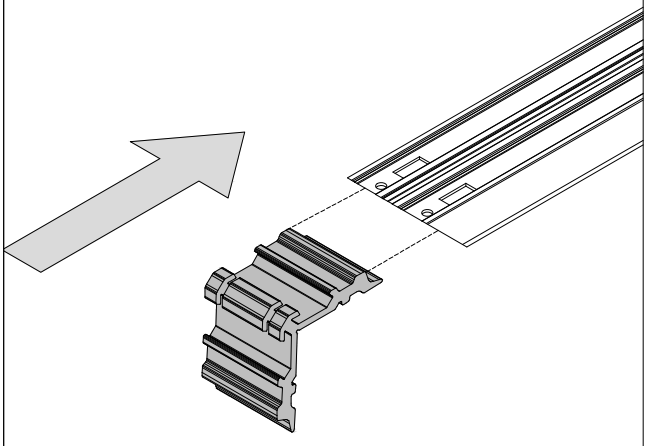
EL215-4 x1

QLY-ACEL011 x2



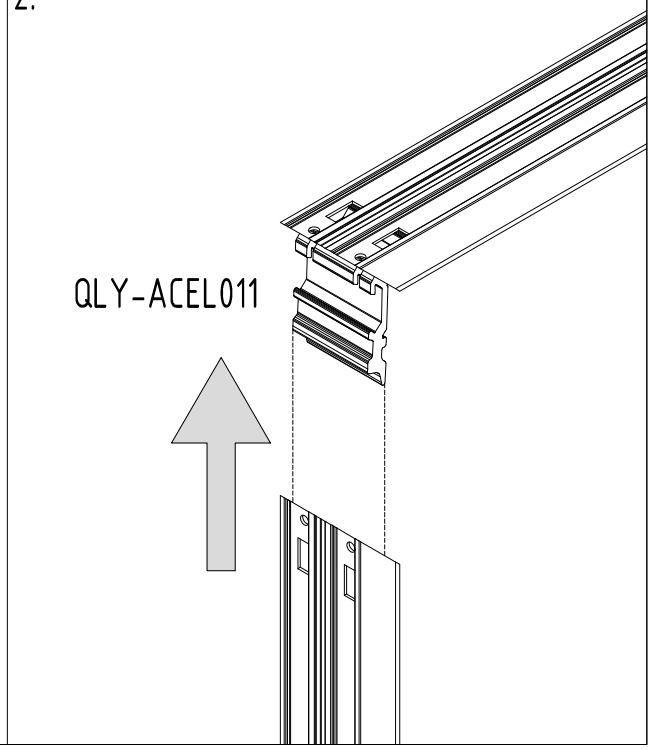


1.



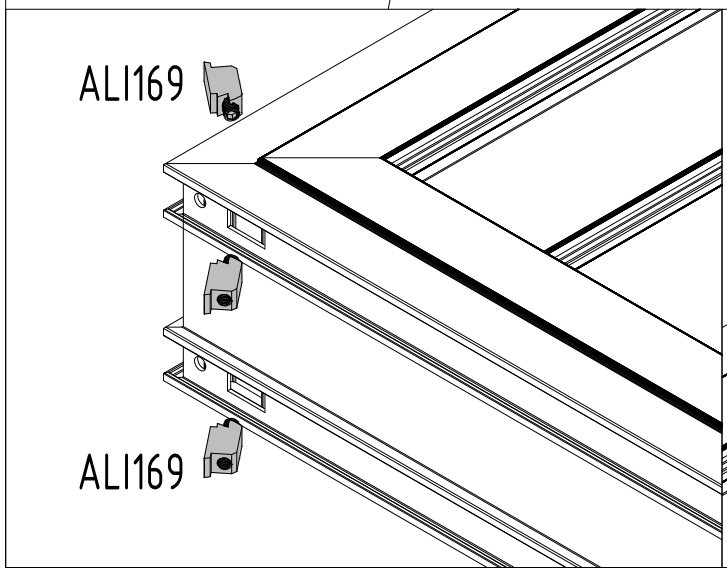
QLY-ACEL011

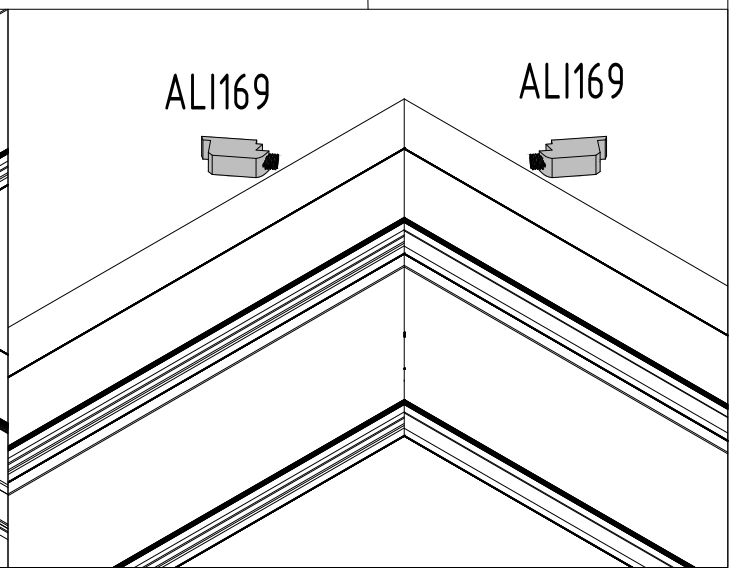
2.

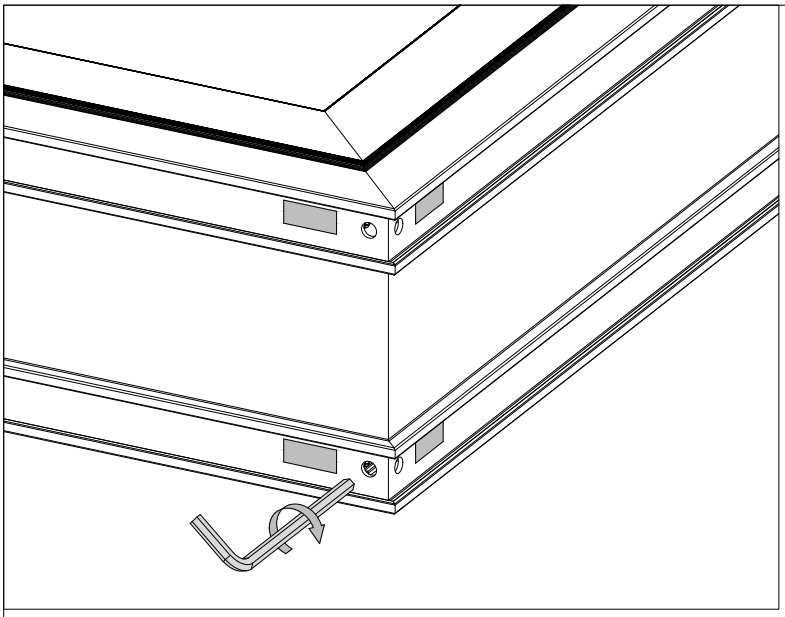


QLY-ALI169 x8




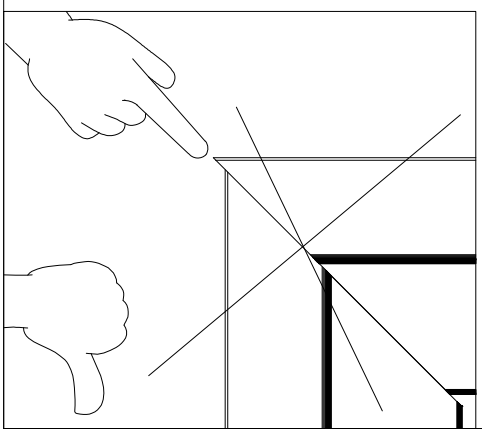


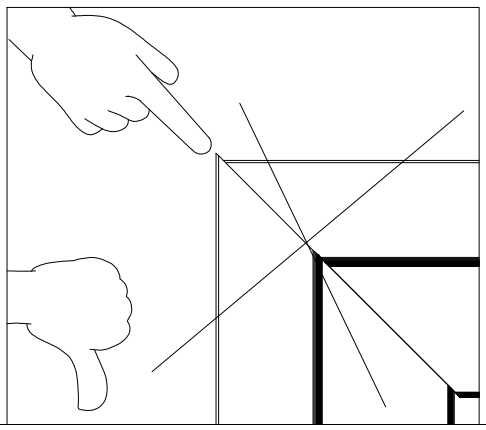


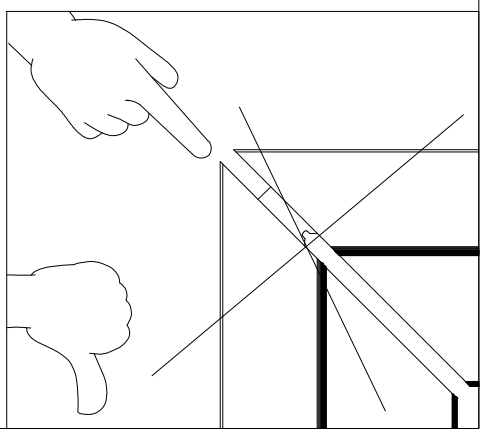










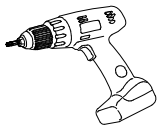


EL092 x1

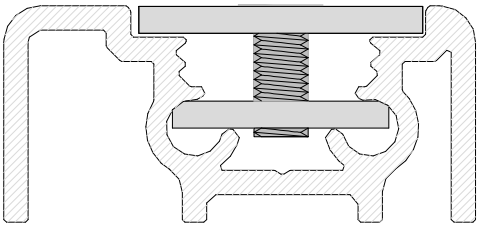
QLY-ACTL424 x1

QKRPP4_8x25RV x4

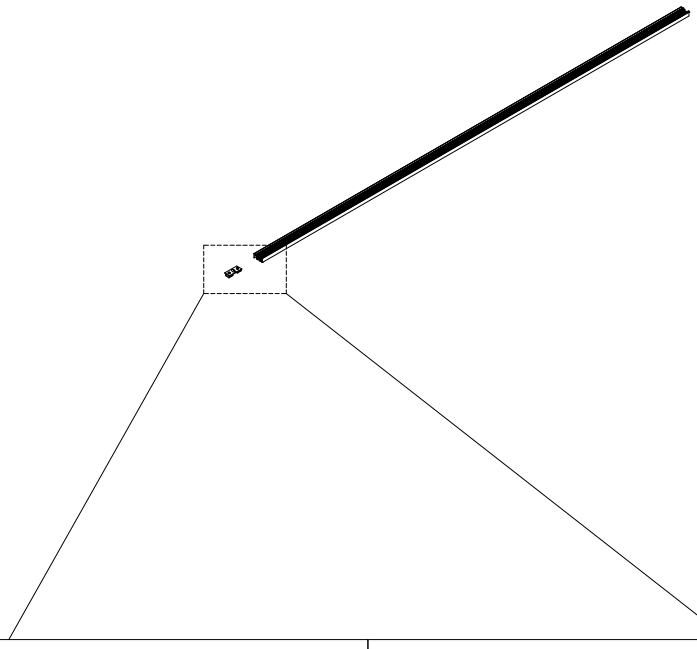
QLY-ACEL035 x2



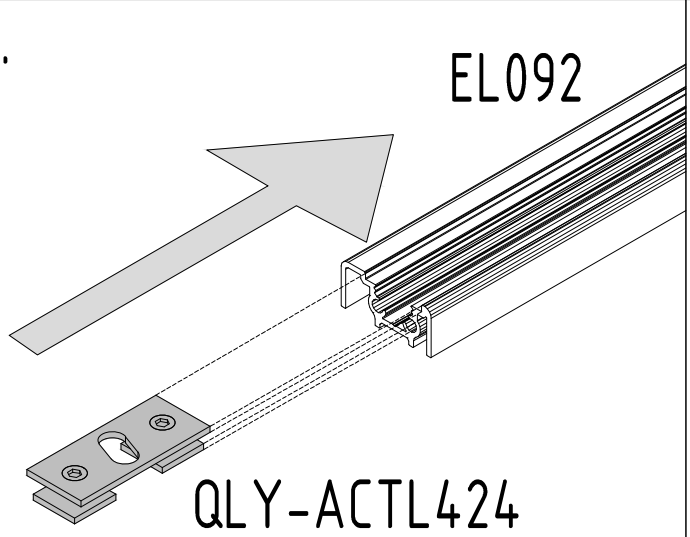
QLY-ACTL424



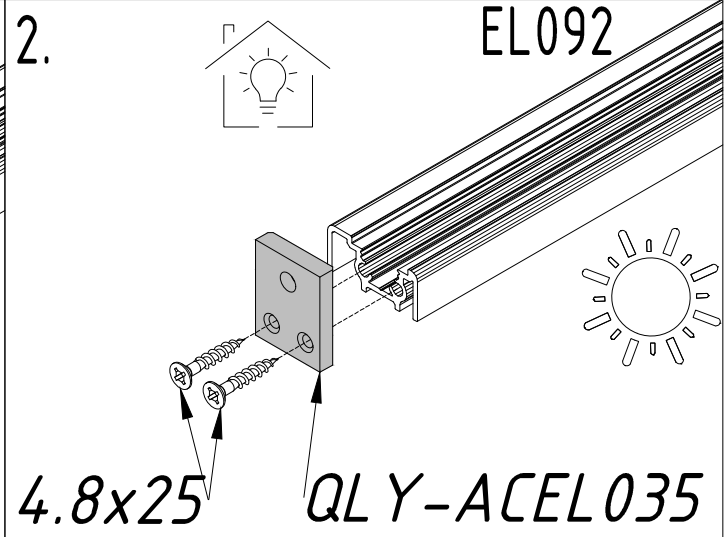
EL092



1.

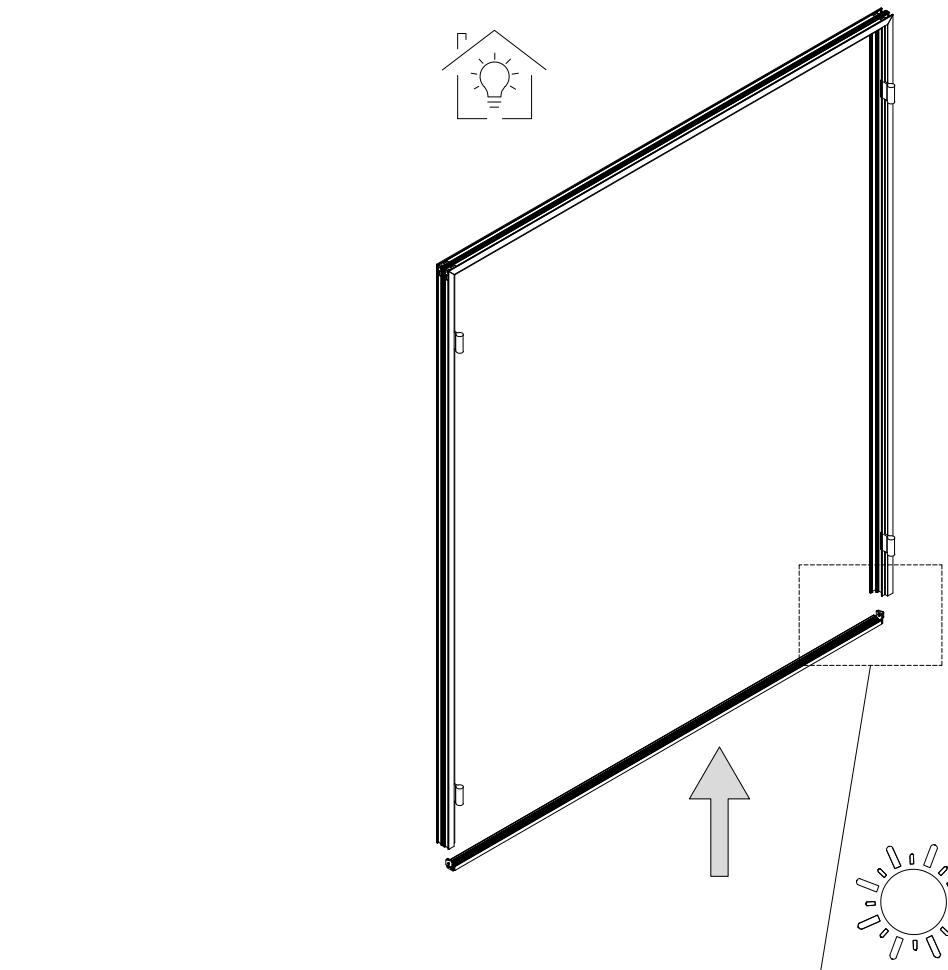


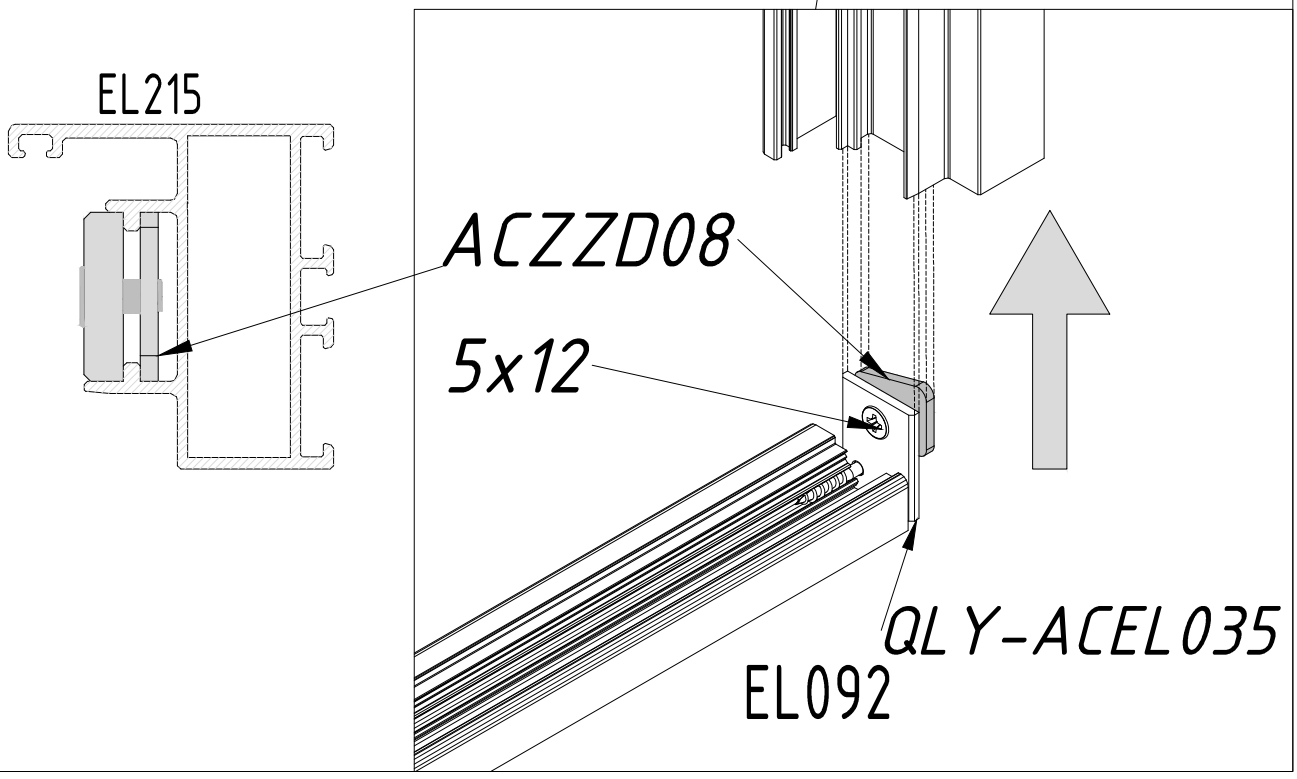
2.



QLY-ACZZD08 x2

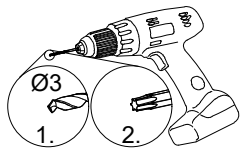
QPOKK5x12mm MU x2

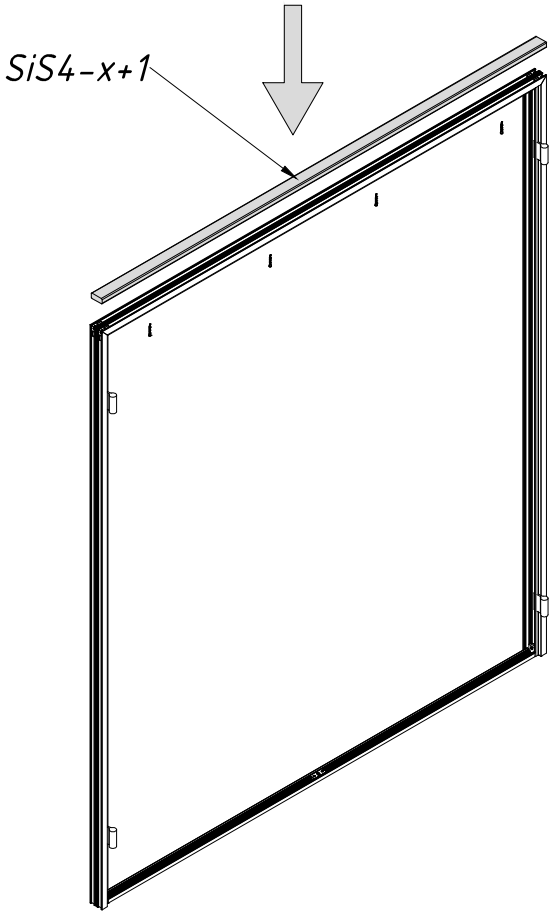





SiS4-x+1 19x45 x1

QKRYP5x40Zn x4

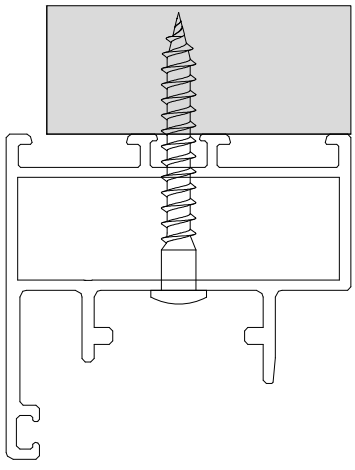




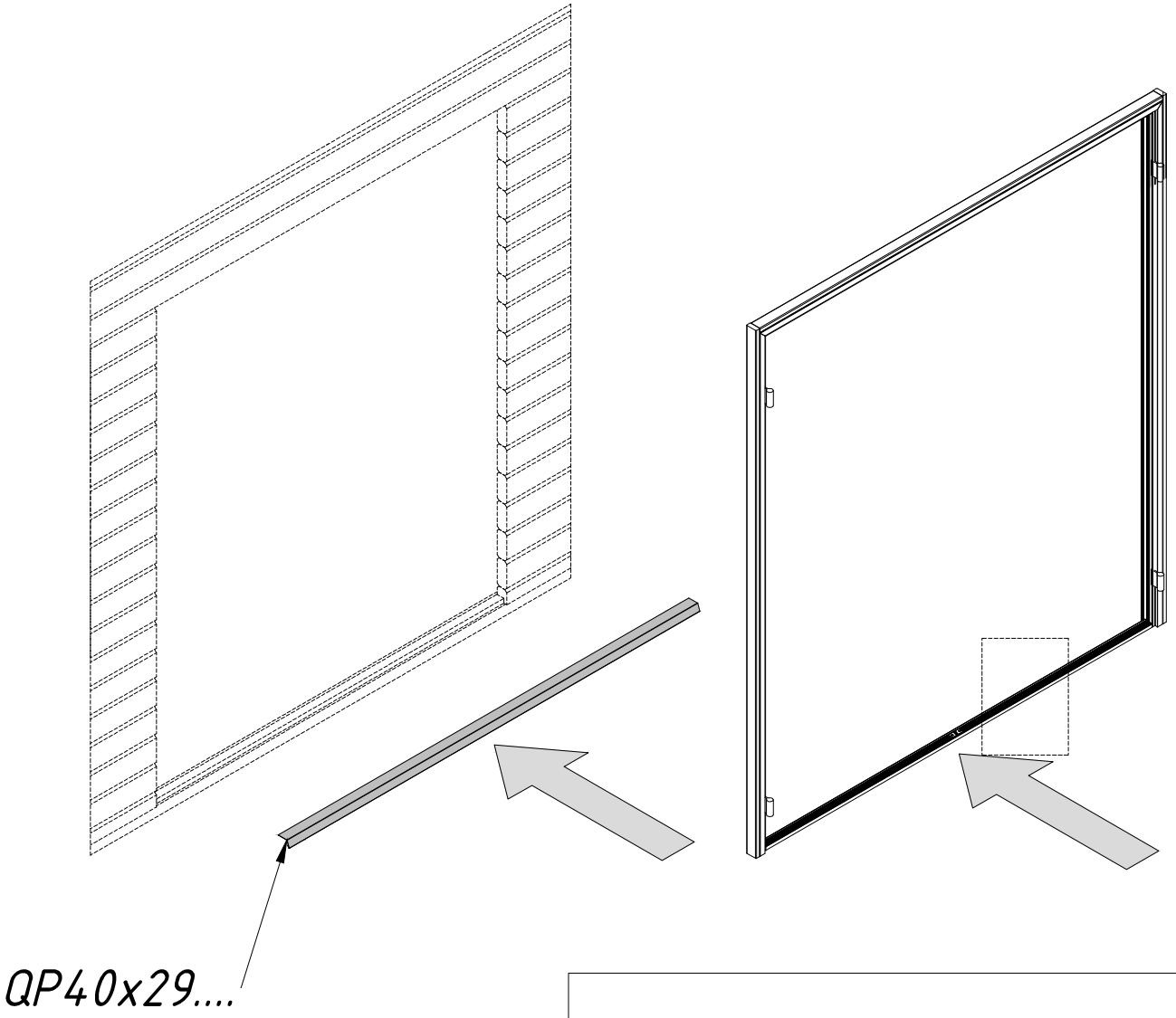


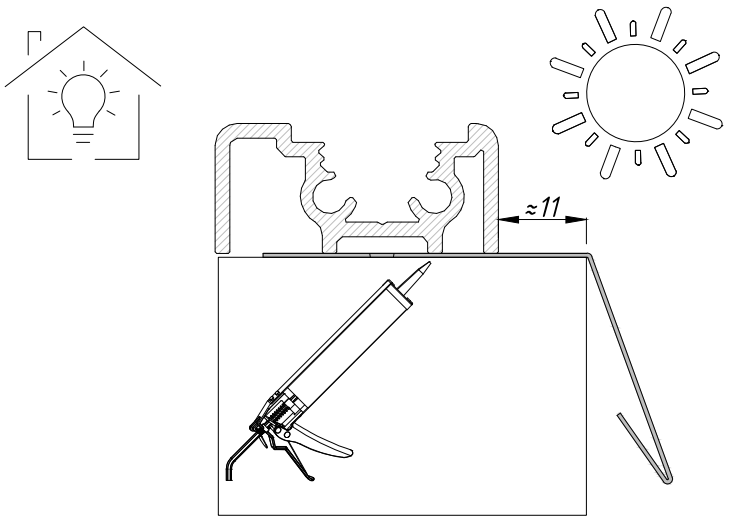


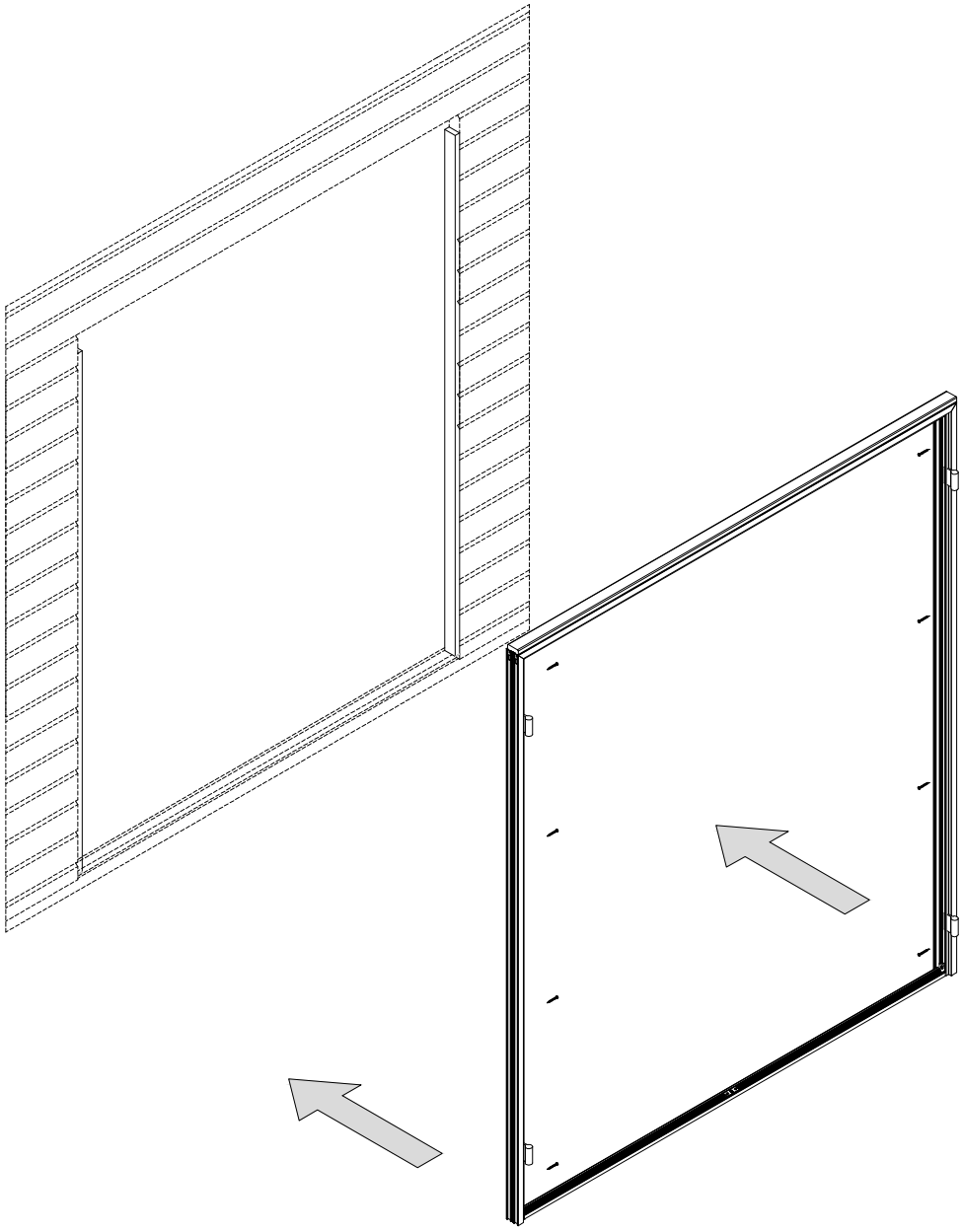
SiS4-x+1 19x45 x1

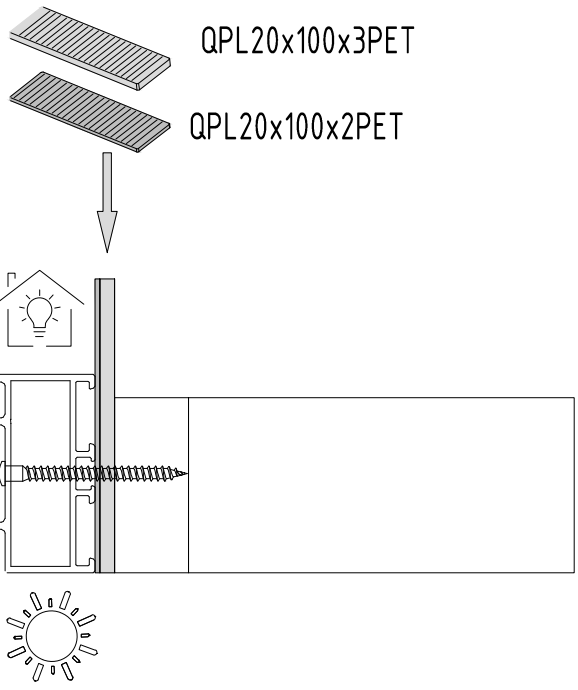


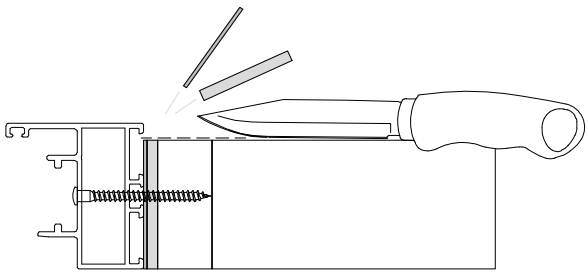
QP40x29x..... x1







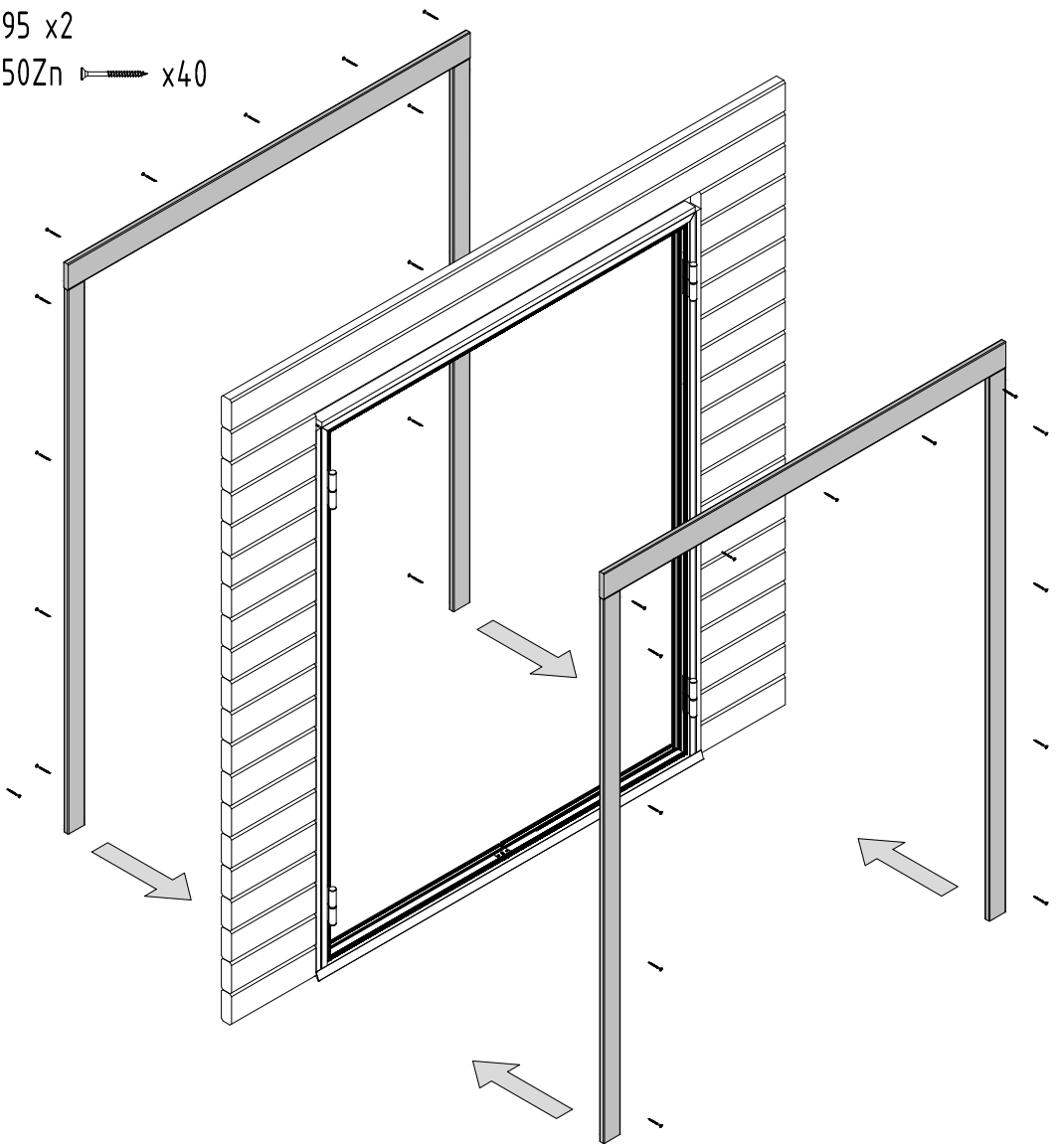

QPL20x100x3PET
QPL20x100x2PET

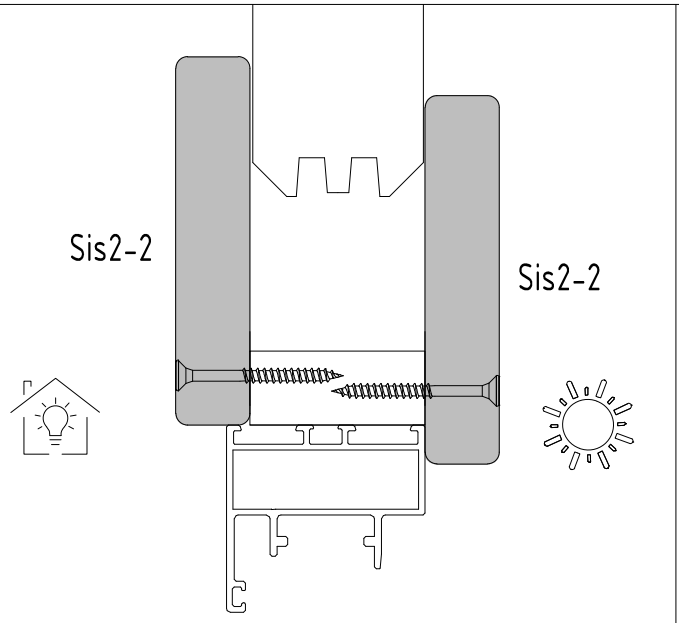


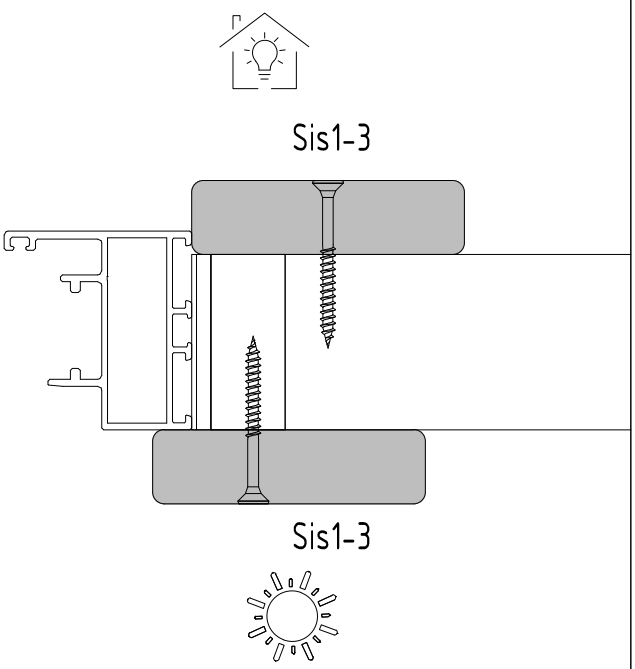
SiS1-x 19x70 x4

SiS2-x 19x95 x2

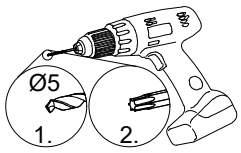
QKRPP4.5x50Zn x40

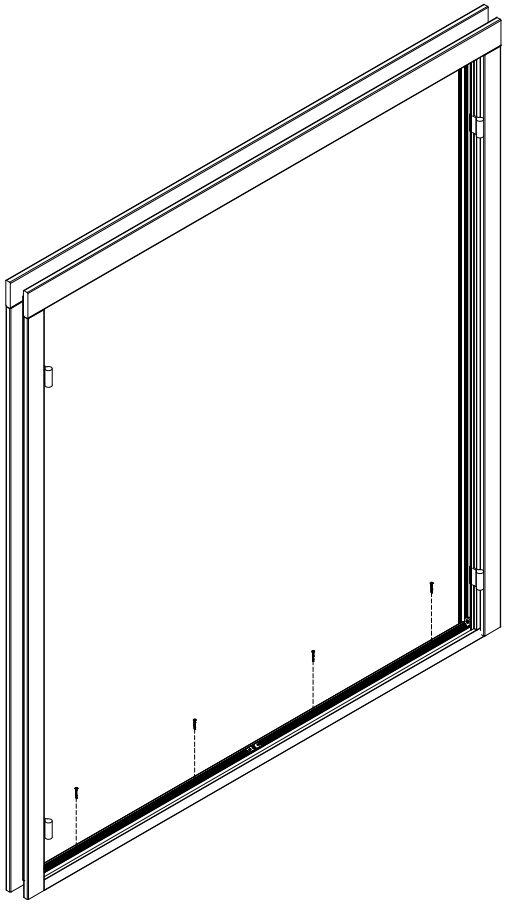


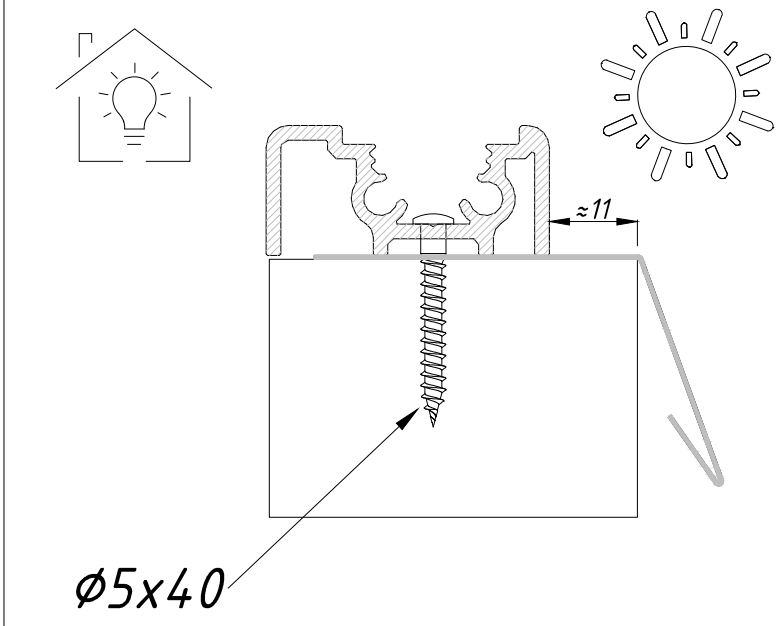


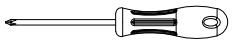


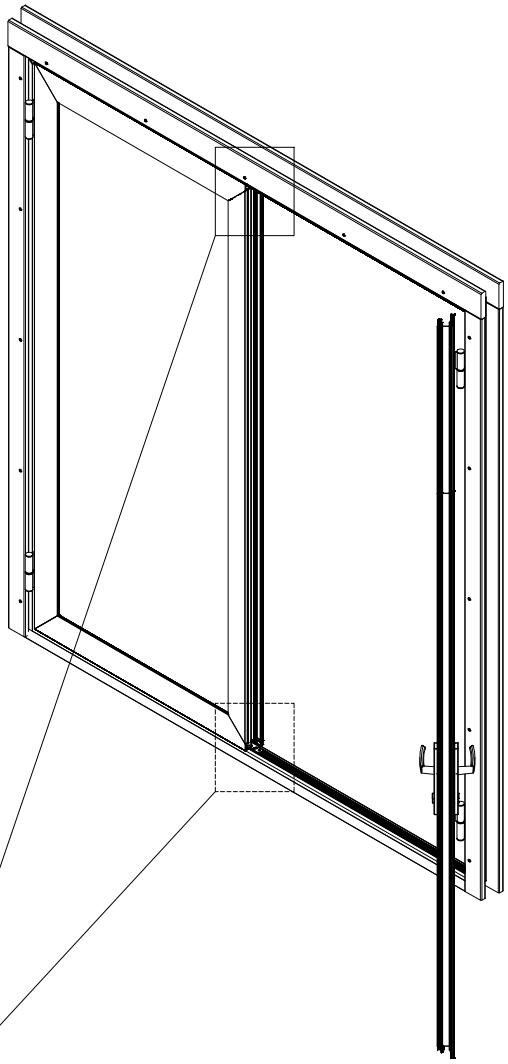
QKRYP5x40Zn x4

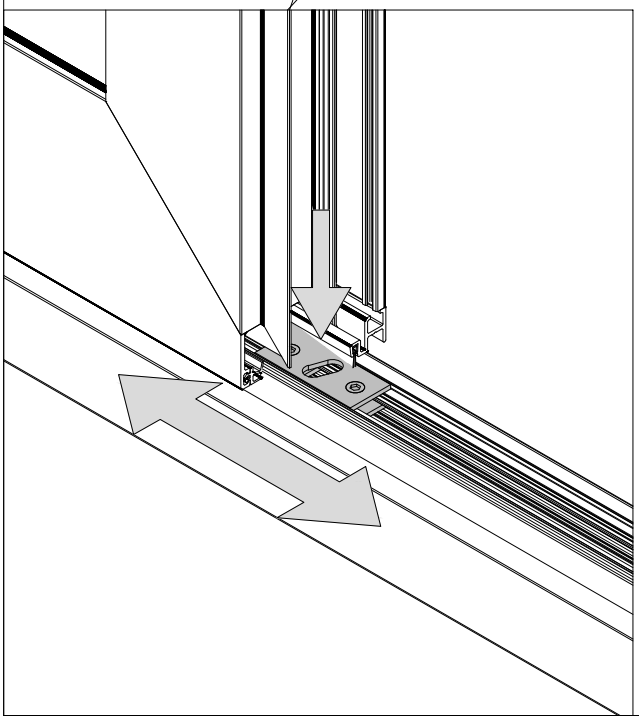




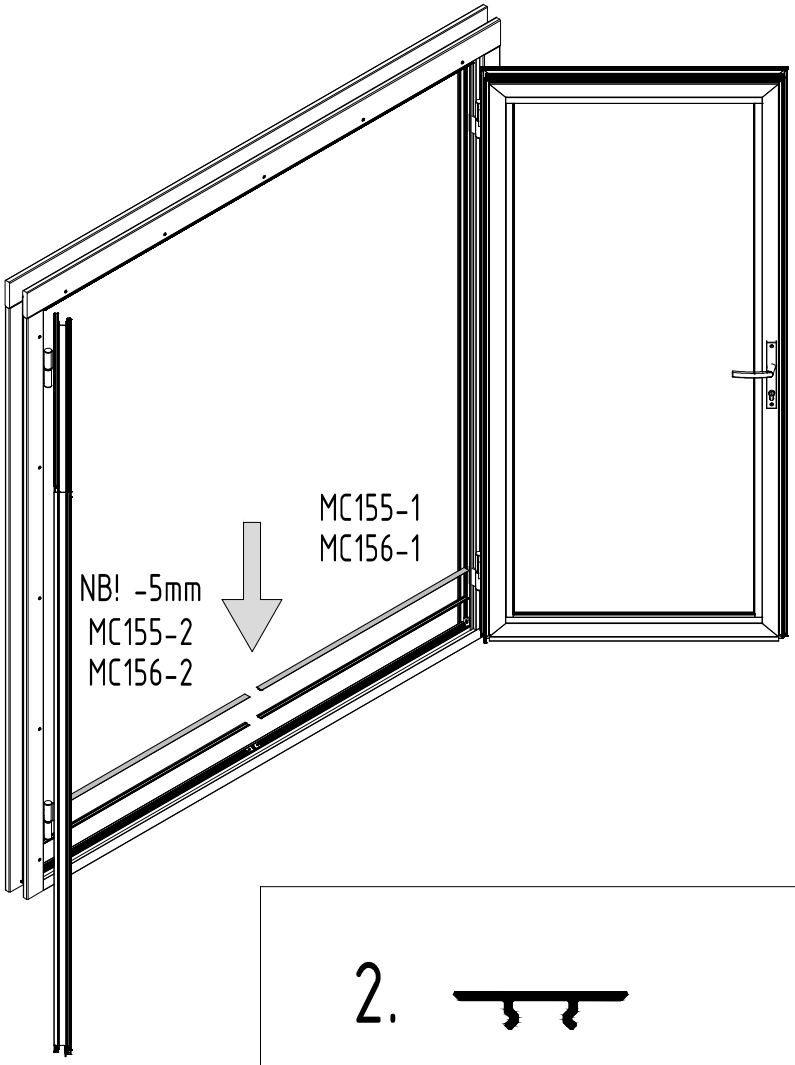








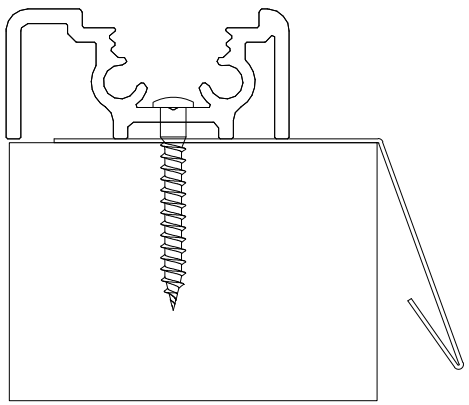
MC155-1 1
MC155-2 1
MC156-1 1
MC156-2 1

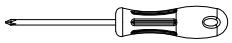


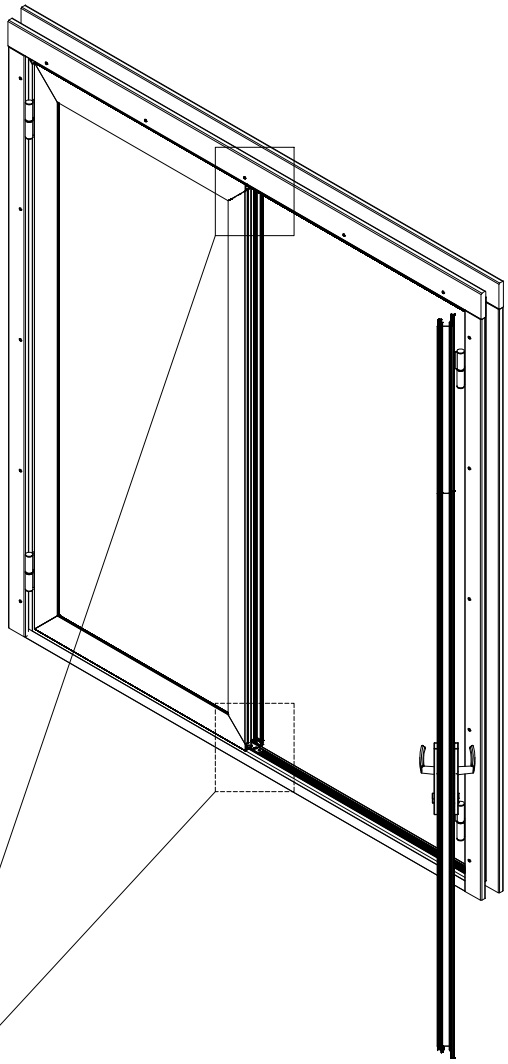
2.

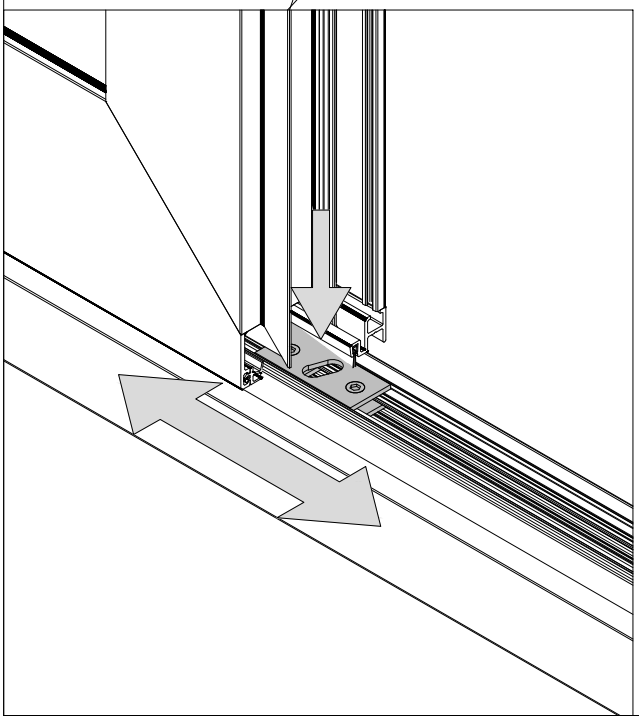
1.

Click!

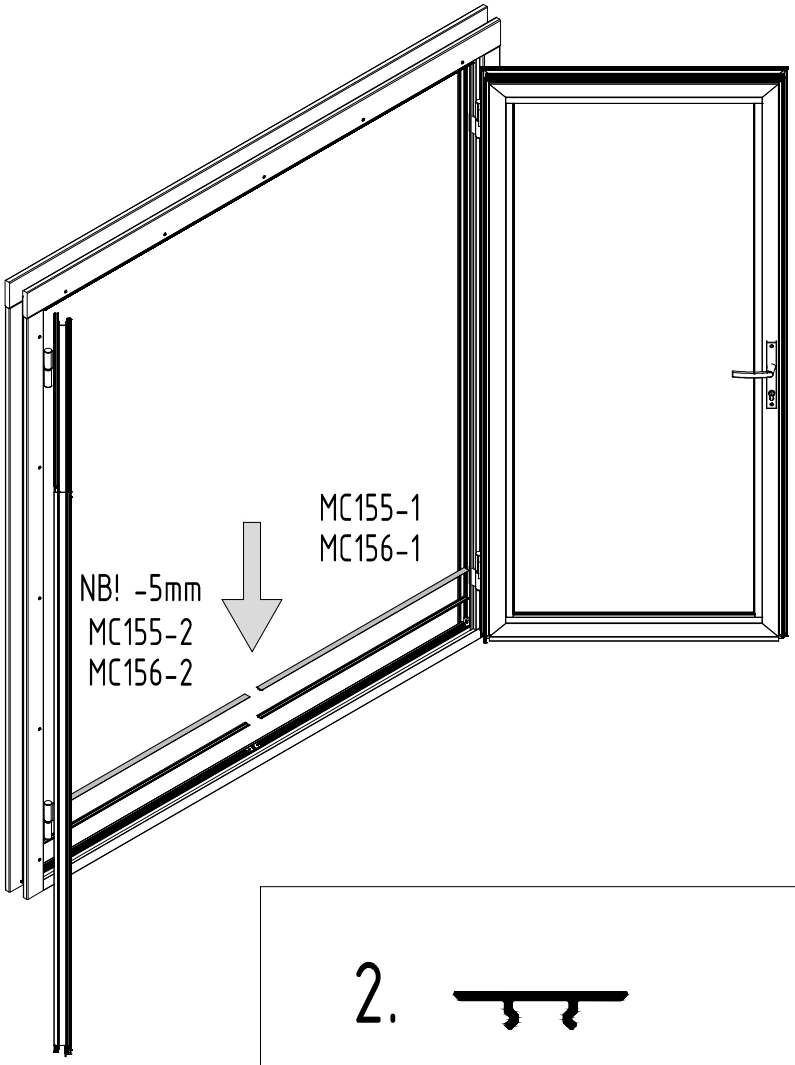








MC155-1 1
MC155-2 1
MC156-1 1
MC156-2 1



2.

1.

Click!

