Assembly, installation and maintenance manual

Montage-, Aufbau- und Wartungsanleitung ● Assemblage, manuel de montage et d'entretien ● Montaje, instalación y mantenimiento ● Manuale di montaggio, installazione e manutenzione ● Monterings- og vedlikeholdsmanual ● Monterings-, installations- och underhållsmanual ● Kokoamis-, asennus- ja huolto-ohje ● Vejledning for montering og vedligehold ● Handleiding voor montage, installatie en onderhoud ● Manual de montagem, instalação e manutenção ● Návod k montáži, instalaci a údržbě ● Instrukcja montażu, instalacji i konserwacji ● Surinkimo, montavimo ir priežiūros vadovas ● Montāžas, uzstādīšanas un apkopes rokasgrāmata ● Руководство по сборке и обслуживанию ● Montaaži-, paigaldus- ja säilitamise juhend



Cabin **FR44-4530**

Factory inspection by ● Werkskontrolle durch ● Contrôle à partir de l'usine par ● Inspector de fábrica ● Collaudato da ● Fabrikkkontroll utført av ● Fabriksbesiktigat av ● Tehtaan tarkastaja ● Fabriks Kontrol udført af ● Fabriekscontrole door ● Inspeção de fábrica, por: ● Zkontrolováno ve výrobním závodě ● Kontrola fabryczna do ● Apžiūrą gamykloje atliko ● Rūpnīcas pārbaudi veicis ● Заводской контроль ● Tehase kontroll teostatud:	**Date** ● Datum ● Date ● Fecha ● Data ● Dato ● Datum ● Päiväys ● Dato ● Datum ● Data ● Datum ● Data ● Datums ● Data ● Дата ● Kuupäev: **Pack number** ● Pack Nr. ● Packet n° ● Bulto Nº ● Pacco N. ● Serienr ● Produktionsnummer ● Pakettinro ● Pakke nr. ● Pak nr. ● Número de embalagem ● Číslo balení ● Numer opakowania ● Pakuotės numeris ● Iepakojuma numurs ● Упаковочный номер ● Pakinumber:

Palmako AS | Näituse 25 | 50409 Tartu | Estonia | Tel: +372 7 355 530 | contact@palmako.ee | www.palmako.ee



www.palmako.ee/information-hub

English: Before installing and using the product, please read the instructions and warranty terms at www.palmako.ee/information-hub to guarantee proper installation and long-lasting performance.

Deutsch: Wichtig! Bitte vor Aufbau und Nutzung des Produkts unbedingt die detaillierte Montageanleitung sowie die Garantiebedingungen unter www.palmako.ee/information-hub lesen, um eine fachgerechte Montage und eine lange Funktionssicherheit zu gewährleisten.

Français: Avant d'installer et d'utiliser le produit, veuillez lire les instructions et les conditions de garantie sur www.palmako.ee/information-hub afin de garantir une installation correcte et la longévité du produit.

Español: Antes de instalar y utilizar el producto, lea las instrucciones y las condiciones de garantía en www.palmako.ee/information-hub para asegurar una instalación correcta y una larga vida útil del producto.

Italiano: Prima di installare e utilizzare il prodotto, leggere le istruzioni e le condizioni di garanzia su www.palmako.ee/information-hub per garantire una corretta installazione e prestazioni durature.

Norsk: Før montering og bruk av produktet, vennligst les monteringsanvisningene og garantivilkårene på www.palmako.ee/information-hub for å sikre korrekt montering og fremtidig holdbarhet.

Svenska: Innan du installerar och använder produkten, vänligen läs instruktionerna och garantivillkoren på www.palmako.ee/information-hub för att säkerställa korrekt installation och produktens långvariga hållbarhet

Suomi: Ennen tuotteen asentamista ja käyttämistä, lue ohjeet ja takuehdot osoitteessa www.palmako.ee/information-hub varmistaaksesi oikean asennuksen ja pitkäkestoisen toiminnan.

Русский: Перед установкой и использованием изделия ознакомьтесь с инструкцией и условиями гарантии на сайте www.palmako.ee/information-hub, чтобы гарантировать правильную установку и долговечность изделия.

Eesti: Enne toote paigaldamist ja kasutuselevõttu lugege palun juhiseid ja garantiitingimusi aadressil www.palmako.ee/information-hub, et tagada nõuetekohane paigaldus ja toote pikk eluiga.

Dansk (Oversat af AI): Læs venligst instruktionerne og garantibetingelserne på www.palmako.ee/information-hub, før du installerer og bruger produktet, for at garantere korrekt installation og langvarig ydeevne.

Dutch (Vertaald door AI): Lees vóór de installatie en het gebruik van het product de instructies en garantievoorwaarden op www.palmako.ee/information-hub om een correcte installatie en langdurige werking te garanderen

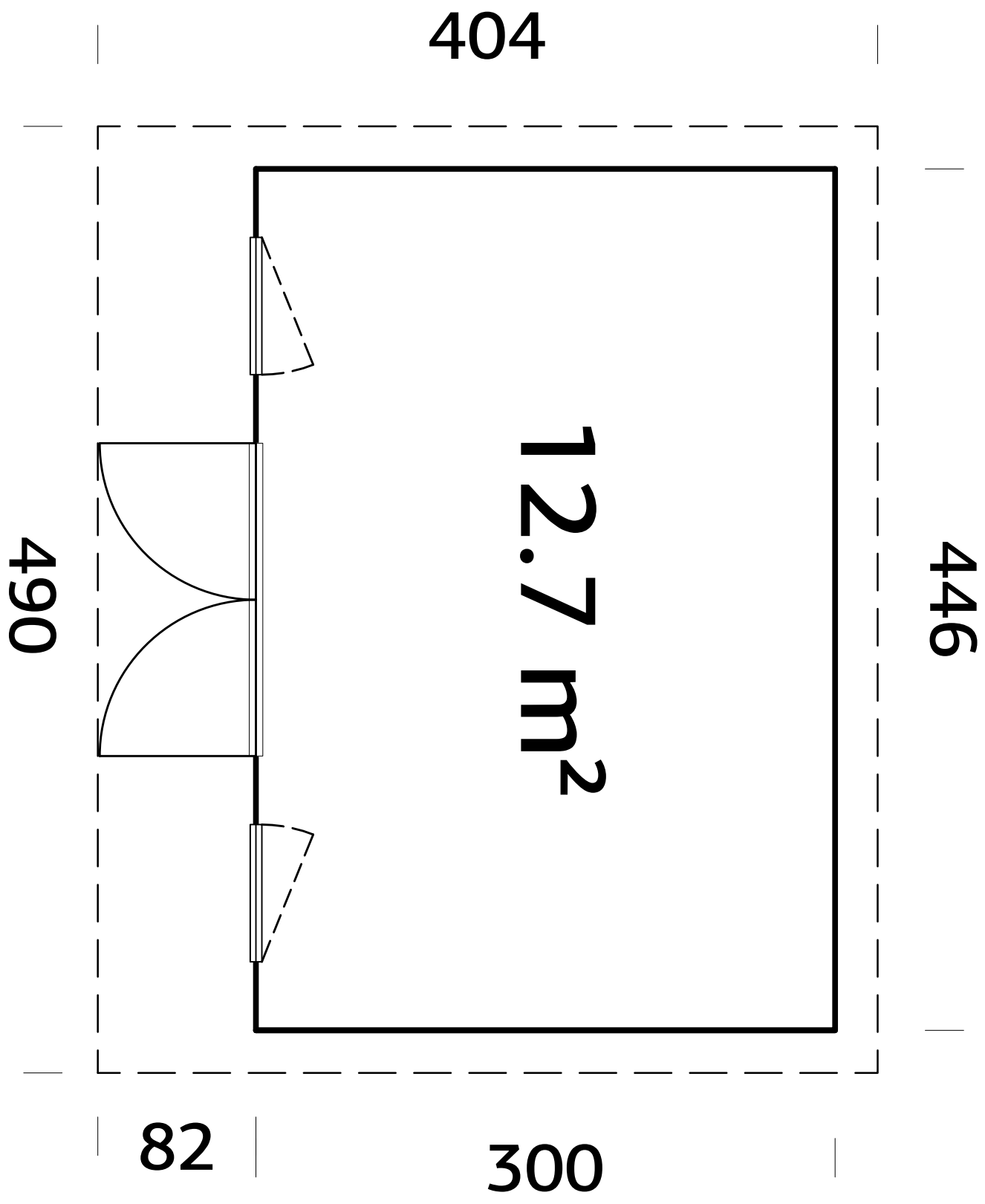
Português (Traduzido por IA): Antes de instalar e utilizar o produto, leia as instruções e os termos de garantia em www.palmako.ee/information-hub para garantir uma instalação adequada e um desempenho duradouro.

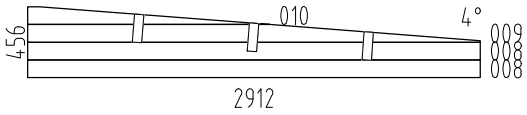
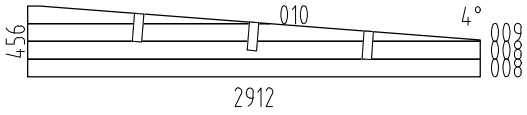
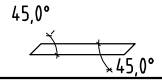
Čeština (Přeloženo umělou inteligencí): Před instalací a použitím produktu si prosím přečtěte pokyny a záruční podmínky na www.palmako.ee/information-hub, abyste zaručili správnou instalaci a dlouhodobý výkon.

Polski (Przetłumaczone przez AI): Przed zainstalowaniem i użyciem produktu należy przeczytać instrukcję oraz warunki gwarancji dostępne na stronie www.palmako.ee/information-hub, co pozwoli zagwarantować prawidłową instalację i długotrwałą wydajność.

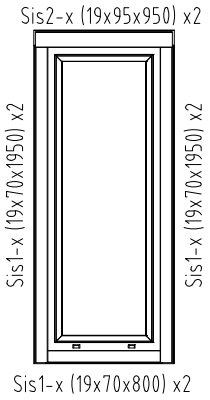
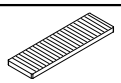
Latviešu (Mākslīgā intelekta tulkojums): Pirms produkta uzstādīšanas un lietošanas, lūdzu, izlasiet instrukcijas un garantijas noteikumus vietnē www.palmako.ee/information-hub, lai garantētu pareizu uzstādīšanu un ilgstošu darbību.

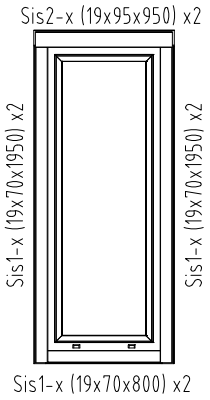
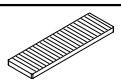
Lietuviškai (Išvertė DI): Prieš montuodami ir naudodami gaminį, perskaitykite instrukcijas ir garantijos sąlygas adresu www.palmako.ee/information-hub, kad užtikrintumėte tinkamą montavimą ir ilgalaikį veikimą.



404
490
12.7 m2
446
82
300

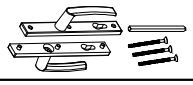
Pos	SPECIFICATION-STÜCKLISTE-NOMENCLATURE-ELEMENTI-ESPECIFICATIÓN FR44-4530	Pcs	Profile (mm)	Length (mm)
001		21	44x114	4460
002		1	44x120	4860
003		4	44x114	1420
004		64	44x114	355
005	150 642 642 642 642 642 642 150	1	44x114	4460
006		2	44x120	350
007		6	44x120	642
008		36	44x114	2912
WA-1		1		
WB-1		1		
AR1	Foundation- Fundament- Fondation- Fondazione- Vigas de cimentación	2	70x45	2990
AR2	Foundation- Fundament- Fondation- Fondazione- Vigas de cimentación	2	95x45	4310
AR3	Foundation- Fundament- Fondation- Fondazione- Vigas de cimentación	4	70x45	4310
CoB1	Covering board- Deckbrett- Madrier de couverture- Tavola di copertura- Listón de cubierta	2	95x19	2394
CoB2	Covering board- Deckbrett- Madrier de couverture- Tavola di copertura- Listón de cubierta	2	95x19	2280
CoB3	Covering board- Deckbrett- Madrier de couverture- Tavola di copertura- Listón de cubierta	2	95x19	2166
CoB4	Covering board- Deckbrett- Madrier de couverture- Tavola di copertura- Listón de cubierta	2	95x19	2505
Pst1	Post- Pfosten- Poteau- Montante- Poste	2	70x70	2500
Pst2	Post- Pfosten- Poteau- Montante- Poste	2	70x70	2280
Pst3	 Post- Pfosten- Poteau- Montante- Poste	6	70x28	595
RoR1	Rafter- Sparre- Chevron- Trave- Cabrio	7	44x140	1552
Sla1	Slat- Leiste- Baguette- Listello- Listón	1	19x45	1582
Sla2	Slat- Leiste- Baguette- Listello- Listón	1	16x45	1582

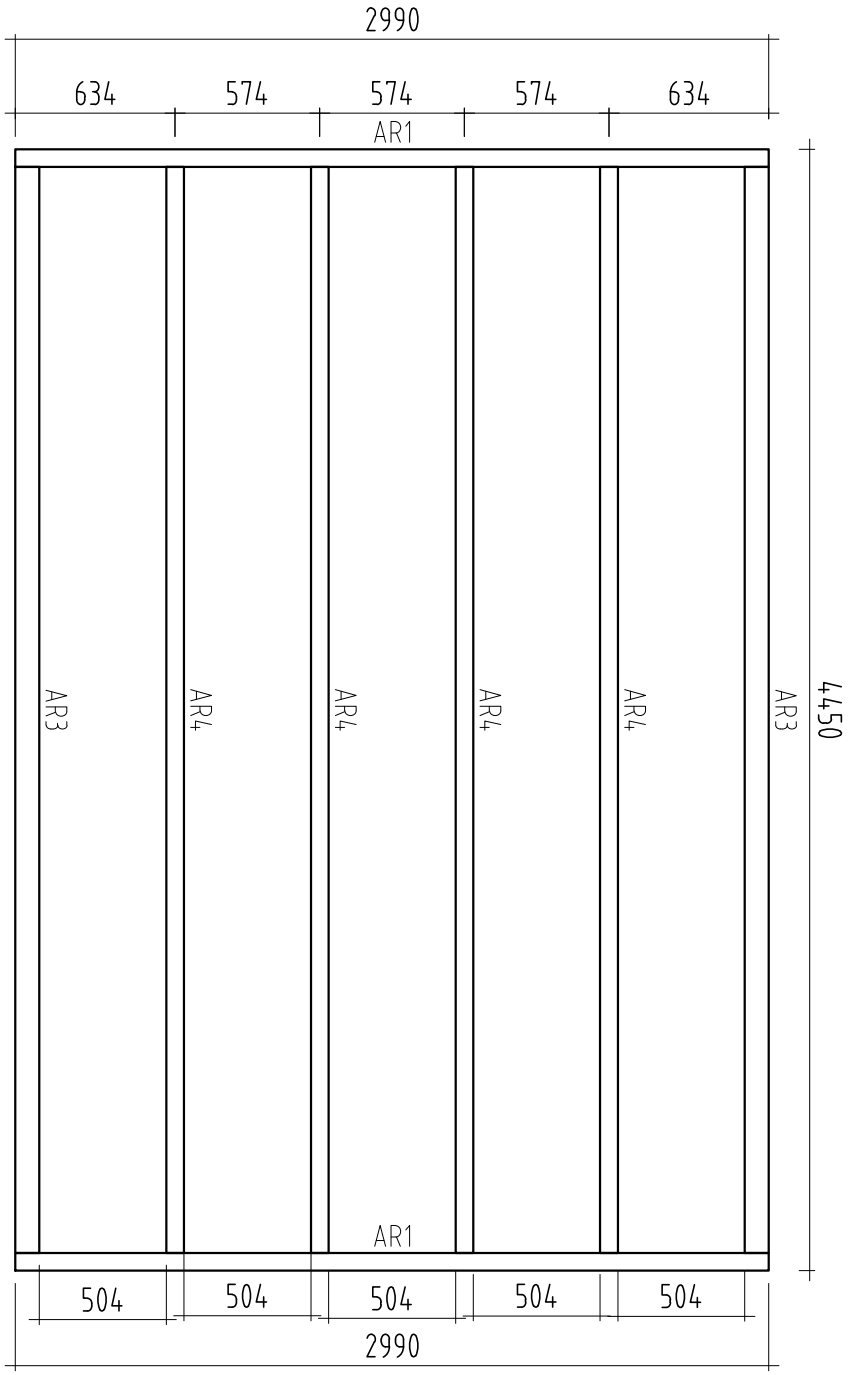
Pos	SPECIFICATION-STÜCKLISTE-NOMENCLATURE-ELEMENTI-ESPECIFICATIÓN FR44-4530	Pcs	Profile (mm)	Length (mm)
PR1	Purlin- Dachpfette- Arbalétrier- Arcareccio- Correa 200 4372 200	3	60x200	4860
FB2-1	Floor board- Fussbodenbrett- Madrier du plancher - Tavola pavimento- Tabla de suelo	50	89x19	2906
RB2-1	Roof board- Dachbrett- Madrier du toit- Tavola tetto- Tabla de tejado	9	89x19	3800
RB2-2	Roof board- Dachbrett- Madrier du toit- Tavola tetto- Tabla de tejado	55	89x19	3200
RB2-3	Roof board- Dachbrett- Madrier du toit- Tavola tetto- Tabla de tejado	9	89x19	1060
EaE5-1	Eave edging- Dachrandbrett- Madrier en bordure du toit- Tavola bordo tetto- Tabla de valadizo	2	19x95	1080
EaE5-2	Eave edging- Dachrandbrett- Madrier en bordure du toit- Tavola bordo tetto- Tabla de valadizo	2	19x95	3820
EaE5-3	Eave edging- Dachrandbrett- Madrier en bordure du toit- Tavola bordo tetto- Tabla de valadizo	2	19x95	4230
FaB6-1	Facia board- Giebelblende- Écran frontal- Schermo frontone- Tabla de facia	4	19x95	4030
FlB2-1	Floor beading- Fussbodenleiste- Baguette du plancher- Listello pavimento- Listón de suelo	7	19x19	1960
RE2-1	Roof edge reinforcement- Dachrandleiste- Baguette en bordure du toit- Rinforzo bordo tetto- Refuerzo borde tejado	1	32x40	1060
RE2-2	Roof edge reinforcement- Dachrandleiste- Baguette en bordure du toit- Rinforzo bordo tetto- Refuerzo borde tejado	1	32x40	3800
WB1-1	Wind brace- Windbrett- Madrier contre le vent- Tavola vento- Tabla contra el viento	2	16x45	4030
Fim	-Fixing kit- Befestigungsset- Moyens de fixation- Materiale di fissaggio- Kit de fijación	1		
QNA1_4x40Me	Nail- Nagel- Clou- Chiodo- Clavo- 1.4x40mm	70		
QNA2_2x50Zn	Nail- Nagel- Clou- Chiodo- Clavo- 2.5x50mm	700		
QKRPP4_5x50Zn	Screw- Schraube- Vis- Vite- Tornillo- 4.5x50mm	440		
QKRYP5x40ZnTX	Screw- Schraube- Vis- Vite- Tornillo- 5x40mm	60		
QKRPP5x90Zn	Screw- Schraube- Vis- Vite- Tornillo- 5x90mm	400		
QKRPP6x120Zn	Screw- Schraube- Vis- Vite- Tornillo- 6x120mm	10		
QKRPP6x150Zn	Screw- Schraube- Vis- Vite- Tornillo- 6x150mm	26		
QKRPP6x180Zn	Screw- Schraube- Vis- Vite- Tornillo- 6x180mm	160		

Pos	SPECIFICATION-STÜCKLISTE-NOMENCLATURE-ELEMENTI-ESPECIFICATIÓN FR44-4530	Pcs	Profile (mm)	Length (mm)
A51-20 P-7016	Window - Fenster - Fenetre - Finestra-Ventana 662x1746  	1		
Sis1-1	Side slat- Randleiste- Baguette en bordure- Listón de borde- Listello bordo 	4	19x70	1950
Sis1-2	Side slat- Randleiste- Baguette en bordure- Listón de borde- Listello bordo 	2	19x70	800
Sis2-1	Side slat- Randleiste- Baguette en bordure- Listón de borde- Listello bordo 	2	19x95	950
Sis4-1	Side slat- Randleiste- Baguette en bordure- Listón de borde- Listello bordo 	2	19x45	662
Sis4-2	Side slat- Randleiste- Baguette en bordure- Listón de borde- Listello bordo 	2	19x45	1784
QPL20x100x2PET	Detail- Detail- Detail- Dettaglio- Detalle- 2mm 	10		
QPL20x100x3PET	Detail- Detail- Detail- Dettaglio- Detalle- 3mm 	10		
QKRPP4_5x50Zn	Screw- Schraube- Vis- Vite- Tornillo- 4.5x50mm	40		
QKRYP5x40ZnTX	Screw- Schraube- Vis- Vite- Tornillo- 5x40mm	4		
QKRYP 5x60Zn	Screw- Schraube- Vis- Vite- Tornillo- 5x60mm ZnY	8		
QLY-ACMAS33	Window fittings- Fenstergriff- Poigne de la fenétre- Maniglia finestra- Manilla- QLY-ACMAS33 	1		
QLY-ACMAS221	Window fittings- Fenstergriff- Poigne de la fenétre- Maniglia finestra- Manilla- QLY-ACMAS221 	1		
QLY-ACVG45Z	Window fittings- Fenstergriff- Poigne de la fenétre- Maniglia finestra- Manilla- QLY-ACVG45Z 	2		

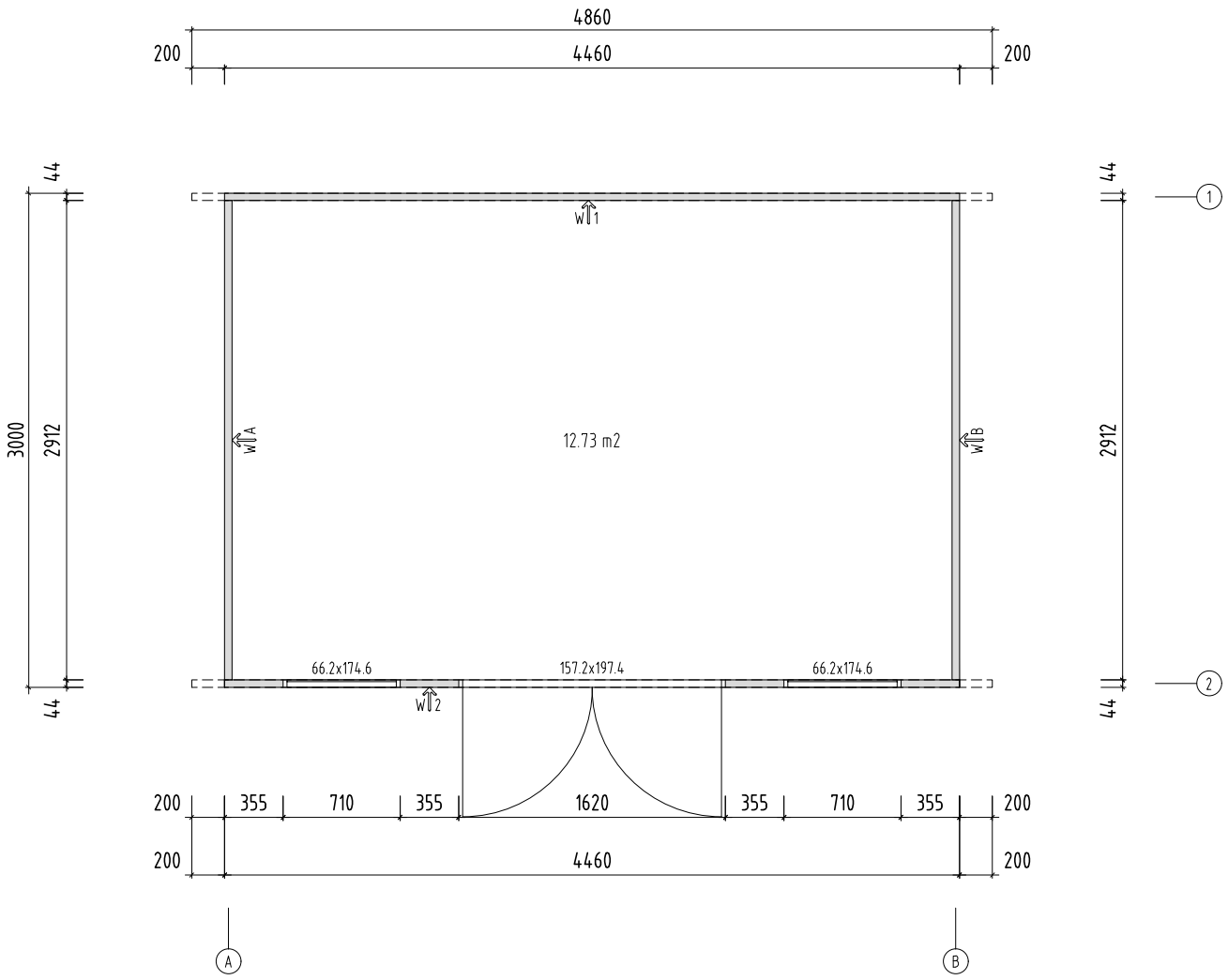
Pos	SPECIFICATION-STÜCKLISTE-NOMENCLATURE-ELEMENTI-ESPECIFICATIÓN FR44-4530	Pcs	Profile (mm)	Length (mm)
A51-20 V-7016	Window - Fenster - Fenetre - Finestra-Ventana 662x1746  	1		
Sis1-1	Side slat- Randleiste- Baguette en bordure- Listón de borde- Listello bordo 	4	19x70	1950
Sis1-2	Side slat- Randleiste- Baguette en bordure- Listón de borde- Listello bordo 	2	19x70	800
Sis2-1	Side slat- Randleiste- Baguette en bordure- Listón de borde- Listello bordo 	2	19x95	950
Sis4-1	Side slat- Randleiste- Baguette en bordure- Listón de borde- Listello bordo 	2	19x45	662
Sis4-2	Side slat- Randleiste- Baguette en bordure- Listón de borde- Listello bordo 	2	19x45	1784
QPL20x100x2PET	Detail- Detail- Detail- Dettaglio- Detalle- 2mm 	10		
QPL20x100x3PET	Detail- Detail- Detail- Dettaglio- Detalle- 3mm 	10		
QKRPP4_5x50Zn	Screw- Schraube- Vis- Vite- Tornillo- 4.5x50mm	40		
QKRYP5x40ZnTX	Screw- Schraube- Vis- Vite- Tornillo- 5x40mm	4		
QKRYP 5x60Zn	Screw- Schraube- Vis- Vite- Tornillo- 5x60mm ZnY	8		
QLY-ACMAS33	Window fittings- Fenstergriff- Poigne de la fenétre- Maniglia finestra- Manilla- QLY-ACMAS33 	1		
QLY-ACMAS221	Window fittings- Fenstergriff- Poigne de la fenétre- Maniglia finestra- Manilla- QLY-ACMAS221 	1		
QLY-ACVG45Z	Window fittings- Fenstergriff- Poigne de la fenétre- Maniglia finestra- Manilla- QLY-ACVG45Z 	2		

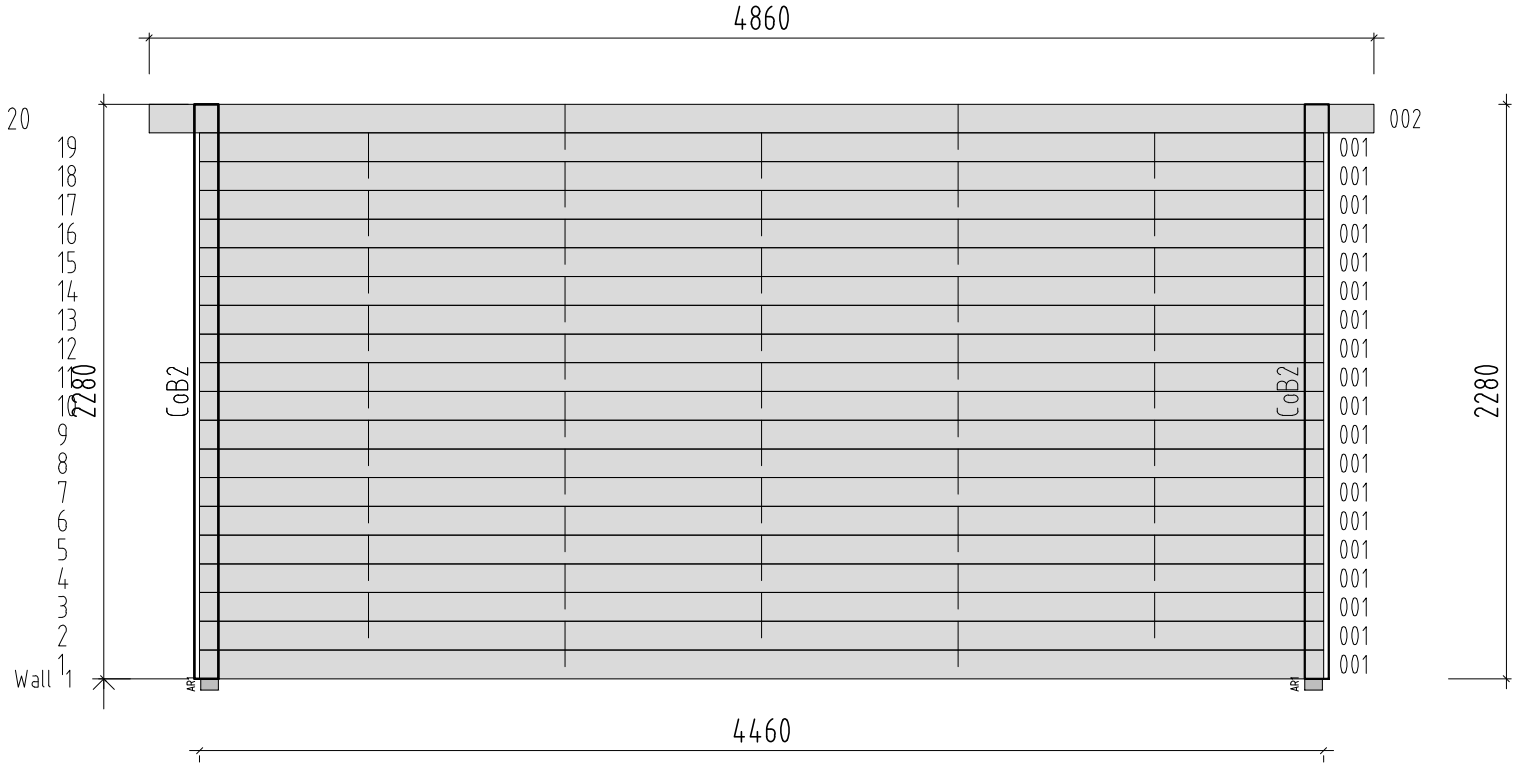
Pos	SPECIFICATION-STÜCKLISTE-NOMENCLATURE-ELEMENTI-ESPECIFICATIÓN FR44-4530	Pcs	Profile (mm)	Length (mm)
TU51-6 P-7016	Door - Tür - Porte - Porta-Puerta 1572x1974 	1		
EL21 5-1-1	Door jamb- Türpfosten- Montant de porte- Stipite della porta- Jamba de la puerta EL215-1	1		1974
EL21 5-2-1	Door jamb- Türpfosten- Montant de porte- Stipite della porta- Jamba de la puerta EL215-2	1		1572
EL21 5-4-1	Door jamb- Türpfosten- Montant de porte- Stipite della porta- Jamba de la puerta EL215-4	1		1974
MC155-1	Door threshold slat- Türschwellenleiste- Lame de seuil de porte- Listello soglia porta- Listón de umbral de puerta MC155	1		726
MC155-2	Door threshold slat- Türschwellenleiste- Lame de seuil de porte- Listello soglia porta- Listón de umbral de puerta MC155	1		721
MC156-1	Door threshold slat- Türschwellenleiste- Lame de seuil de porte- Listello soglia porta- Listón de umbral de puerta MC156	1		726
MC156-2	Door threshold slat- Türschwellenleiste- Lame de seuil de porte- Listello soglia porta- Listón de umbral de puerta MC156	1		721
EL092-1	Door threshold- Türschwelle- Seuil de porte- Soglia della porta- Umbral de la puerta EL092	1		1498
Sis1-3	Side slat- Randleiste- Baguette en bordure- Listón de borde- Listello bordo	4	19x70	2100
Sis2-2	Side slat- Randleiste- Baguette en bordure- Listón de borde- Listello bordo	2	19x95	1850
Sis4-3	Side slat- Randleiste- Baguette en bordure- Listón de borde- Listello bordo	1	19x45	1572
Sis4-4	Side slat- Randleiste- Baguette en bordure- Listón de borde- Listello bordo	2	19x45	1993
WG4-1	Water gutter- Wasserleiste- Rejet d'eau- Protección de lluvia- Protezione dalla pioggia- QP40x29x...HA	1		1572
QPOKK 5x12MU	Bolt -Schloss-schraube -Boulon- Bullone- Perno- 5x12mm MU	2		
QLY- ACAW585	Cylinder- Zylinderschloss- Serrure a mortaiser- Serratura a cilindro- Bombin- QLY-ACAW585	1		
QPL20x1 00x2PET	Detail- Detail- Detail- Dettaglio- Detalle- 2mm	11		
QPL20x1 00x3PET	Detail- Detail- Detail- Dettaglio- Detalle- 3mm	11		
QLY-A CEL011	Door fittings- Türbeschlag- Ferrure- Ferramenta porta- Manilla (puerta)- QLY-ACEL011	2		
QLY-A CEL035PL	Door fittings- Türbeschlag- Ferrure- Ferramenta porta- Manilla (puerta)- QLY-ACEL035PL	2		

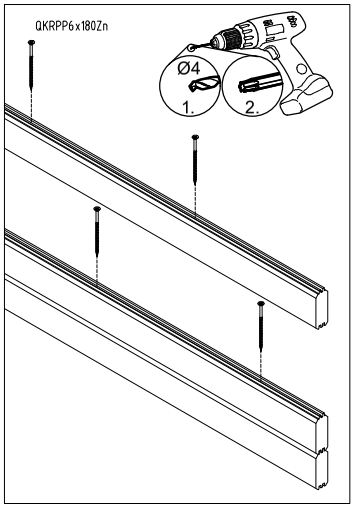
Pos	SPECIFICATION-STÜCKLISTE-NOMENCLATURE-ELEMENTI-ESPECIFICATIÓN FR44-4530	Pcs	Profile (mm)	Length (mm)
QLY-ACTL424	Door fittings- Türbeschlag- Ferrure- Ferramenta porta- Manilla (puerta)- QLY-ACTL424 	1		
QLY-ACTL425	Door fittings- Türbeschlag- Ferrure- Ferramenta porta- Manilla (puerta)- QLY-ACTL425 	1		
QLY-ACWKK26	Door fittings- Türbeschlag- Ferrure- Ferramenta porta- Manilla (puerta)- QLY-ACWKK26 	1		
QLY-ACZZD08	Door fittings- Türbeschlag- Ferrure- Ferramenta porta- Manilla (puerta)- QLY-ACZZD08 	2		
QLY-ALI169	Door fittings- Türbeschlag- Ferrure- Ferramenta porta- Manilla (puerta)- QLY-ALI169 	8		
QKRPP4_5x50Zn	Screw- Schraube- Vis- Vite- Tornillo- 4.5x50mm	40		
QKRPP4_8x25RV	Screw- Schraube- Vis- Vite- Tornillo- 4.8x25mm RV	4		
QKRYP5x40ZnTX	Screw- Schraube- Vis- Vite- Tornillo- 5x40mm	8		
QKRYP5x60Zn	Screw- Schraube- Vis- Vite- Tornillo- 5x60mm ZnY	8		



2990
634
574
574
574
634
AR1
AR3
AR4
AR4
AR4
AR4
AR3
4450
AR1
504
504
504
504
504
2990

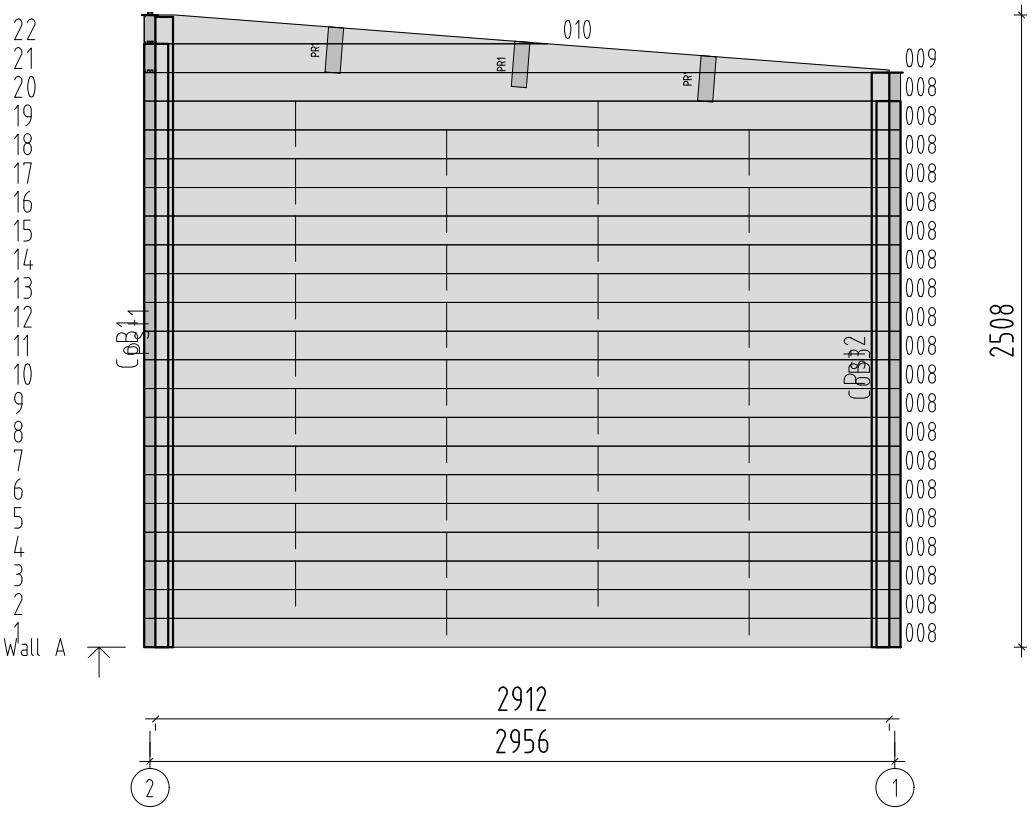
H = 1.700 m
TOTAL: 12.73 m2

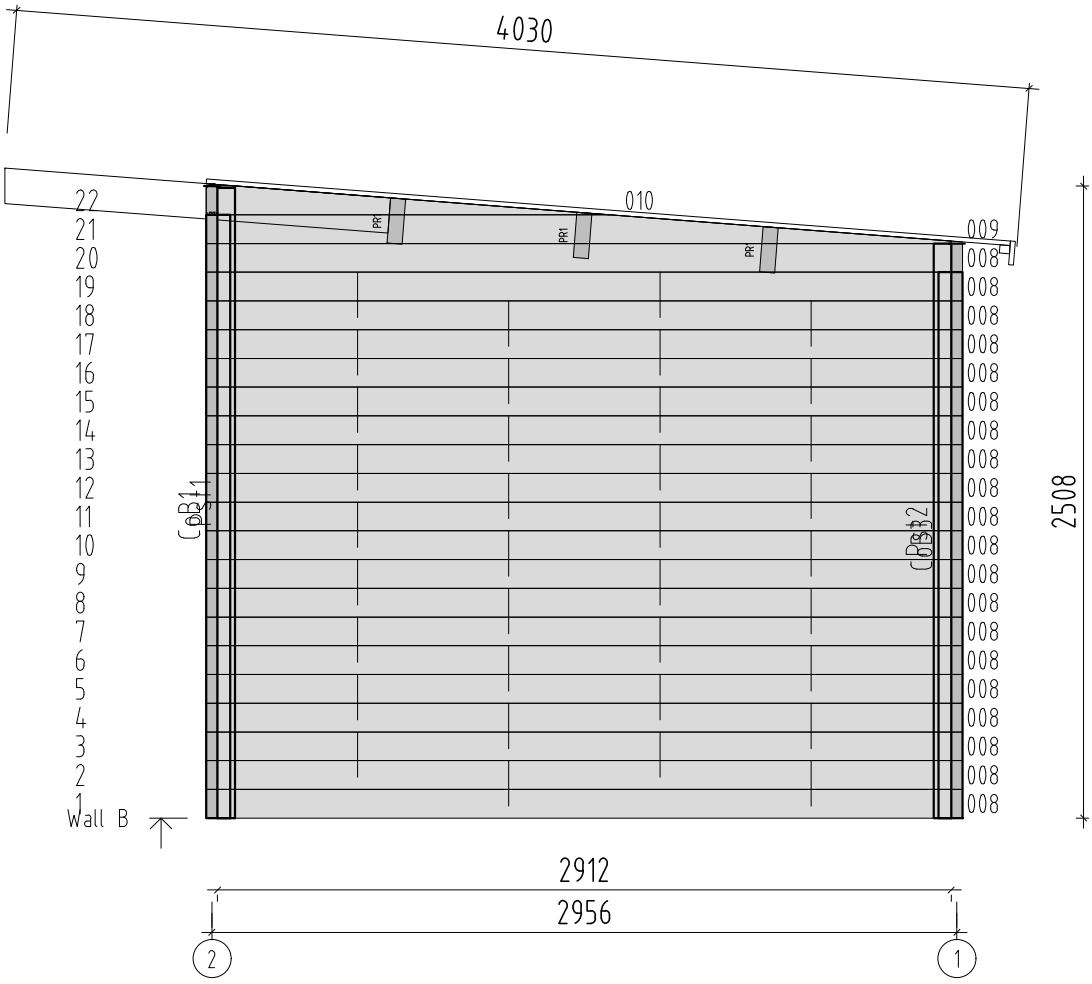



4860
20
19
18
17
16
15
14
13
12
11
10
9
8
7
6
5
4
3
2
Wall 1
002
001
2280
CoB2
CoB2
2280
4460

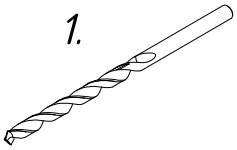

QKRPP6x180Zn
Ø4
1.
2.


4860
125
006
007
005
001
004
003
CoB4
1824
2052
Sla1
2508
355
710
1620
4460
Wall 2
22
21
20
19
18
17
16
15
14
13
12
11
10
9
8
7
6
5
4
3
2
1

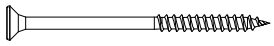

22
21
20
19
18
17
16
15
14
13
12
11
10
9
8
7
6
5
4
3
2
1
Wall A
010
PR1
PR1
PR1
009
008
008
008
008
008
008
008
008
008
008
008
008
008
008
008
008
008
008
008
008
2508
2912
2956
2
1


4030
010
009
008
PR1
22
21
20
19
18
17
16
15
14
13
12
11
10
9
8
7
6
5
4
3
2
1
Wall B
2508
2912
2956
2
1

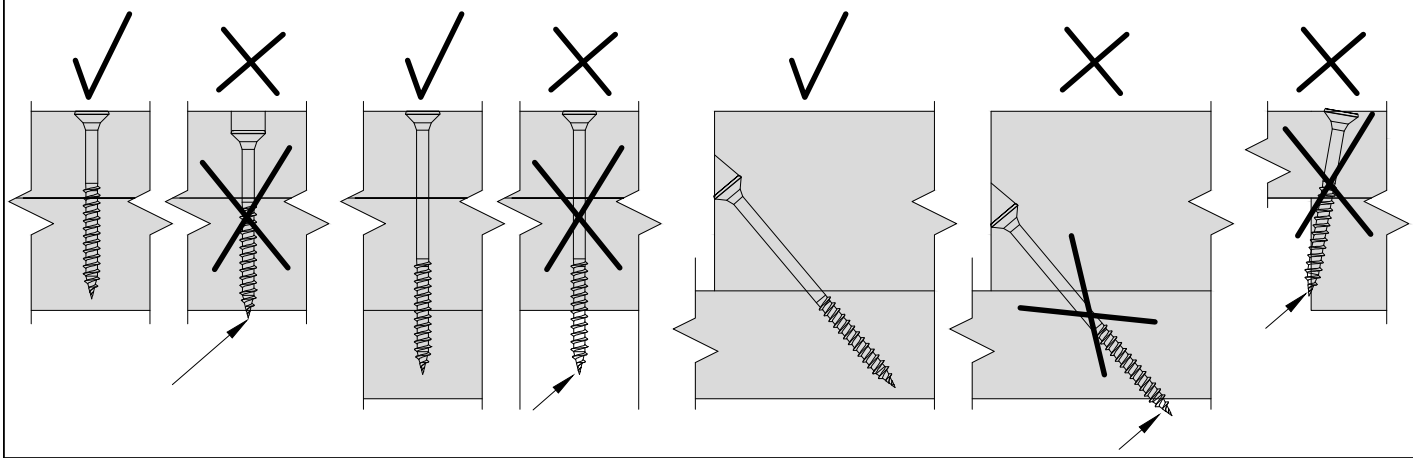
1.




2.



ø1,5mm	ø3,0...4,0
ø2,0mm	ø4,5
ø3,0mm	ø5,0
ø4,0mm	ø6,0
ø5,0mm	ø6,0...8,0
ø6,0mm	ø10,0...12,0



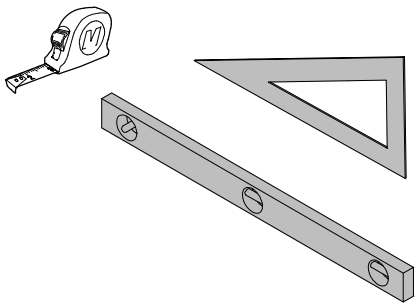


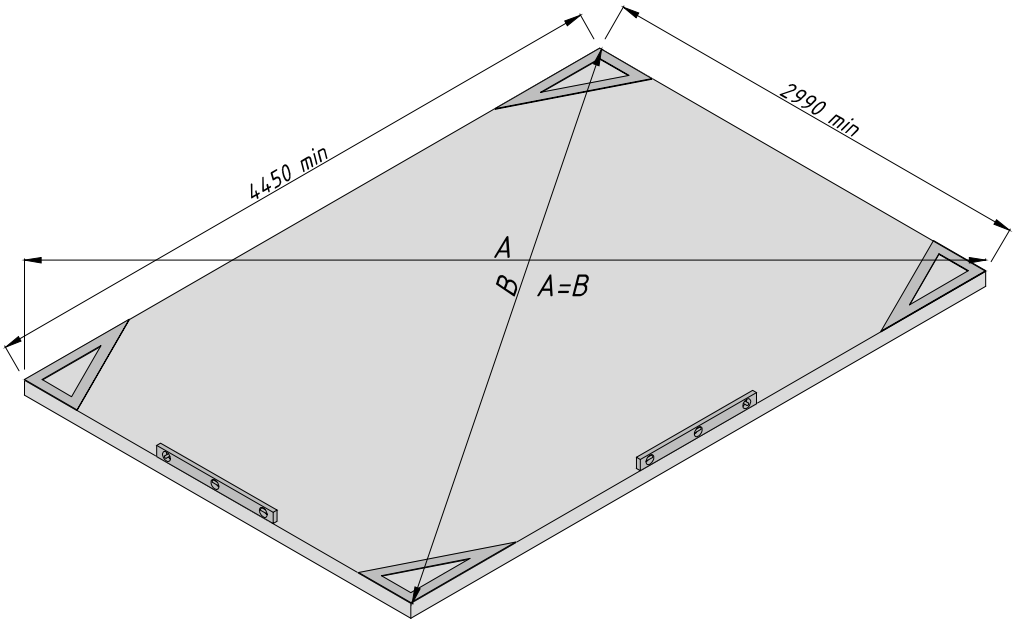
*

ENG - Not included
GER - Nicht enthalten
FR - Non inclus
ES - No incluso
IT - Non incluso
NO - Ikke inkludert
SWE - Ingår inte
FIN - Ei sisälly hintaan
DEN - Ikke inkluderet
NED - Niet inbegrepen
POR - Não incluído
CZ - Není zahrnuto
POL - Nie wliczone
LIT - Nejtraukta
LAT - Nav iek,lauts
RUS - Не включено
EST - Ei sisaldu komplektis

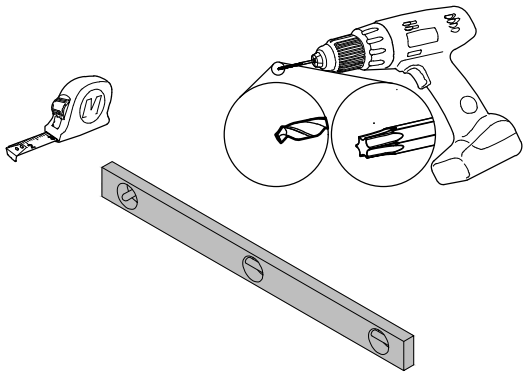
**

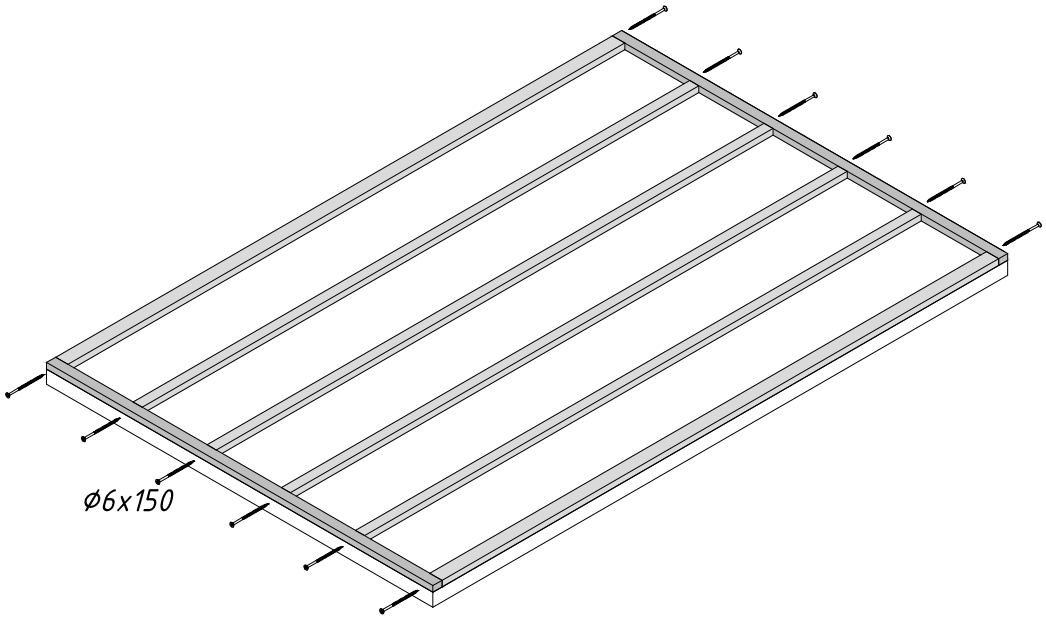
ENG - Separate manual
GER - Separates Handbuch
FR - Manuel séparé
ES - Manual separado
IT - Manuale separato
NO - Separat manual
SWE - Separat manual
FIN - Erillinen käyttöohje
DEN - Separat manual
NED - Aparte handleiding
POR - Manual separado
CZ - Samostatný manuál
POL - Osobna instrukcja
LIT - Atskiras vadovas
LAT - Atsevišķa rokasgrāmata
RUS - Отдельное руководство
EST - Eraldi juhend





4450 min
2990 min
A
B
A=B

AR1	x2
AR2	x2
AR3	x4
ø6x150	x12

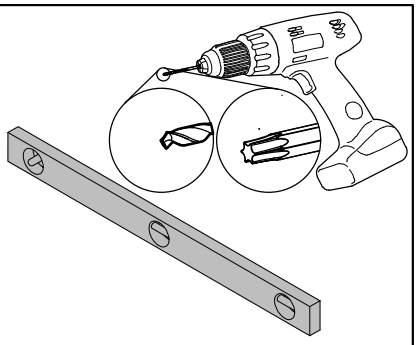


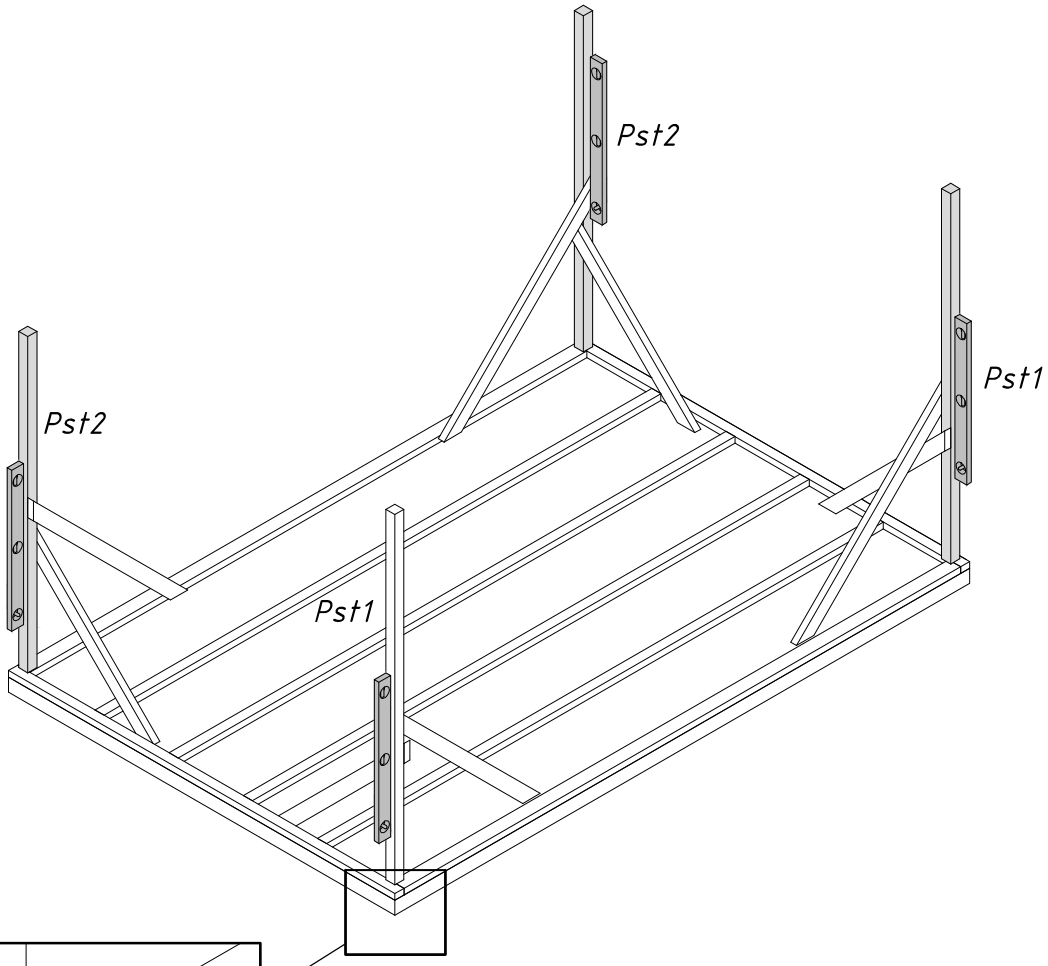


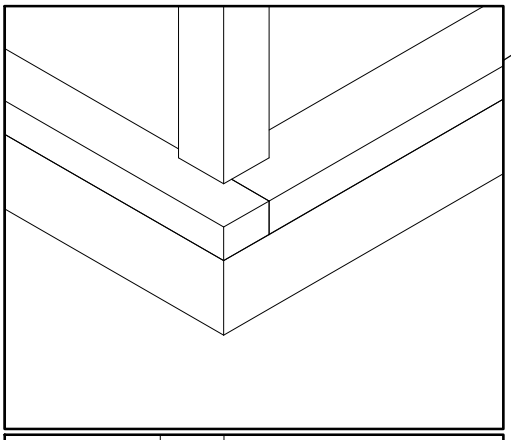


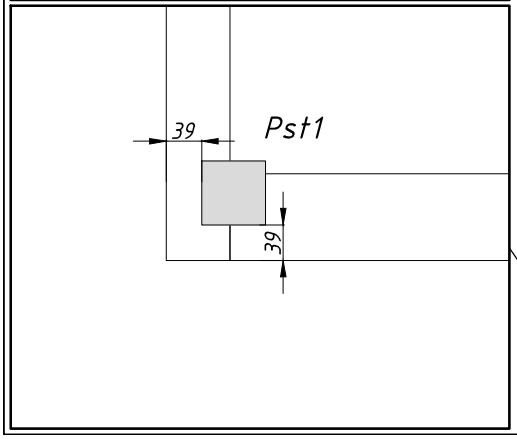


Pst1	x2
Pst2	x2
ø6x120	x8

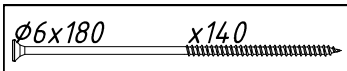


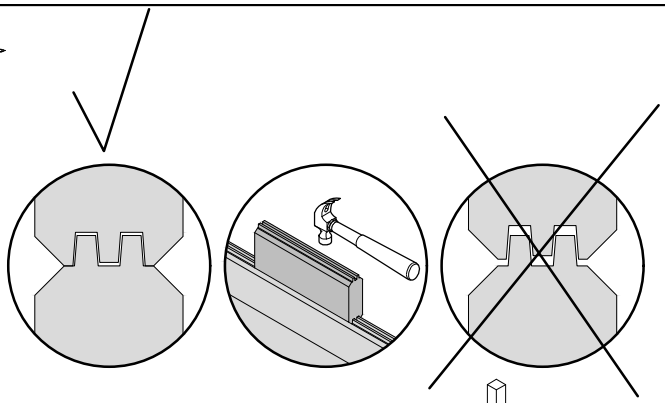


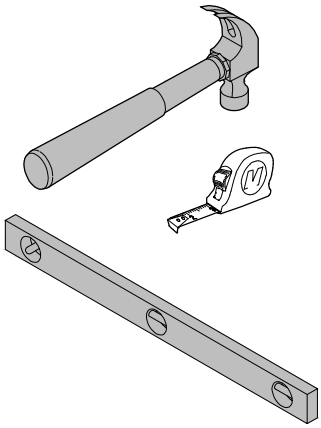


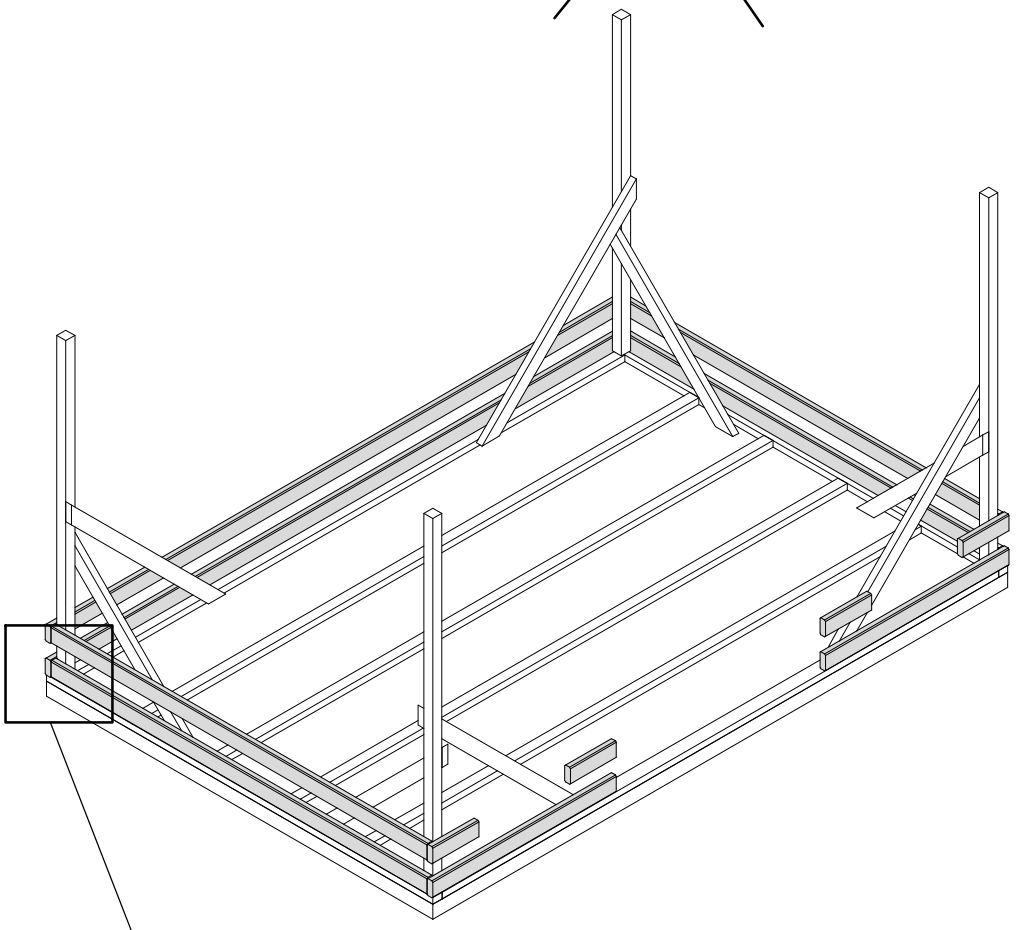


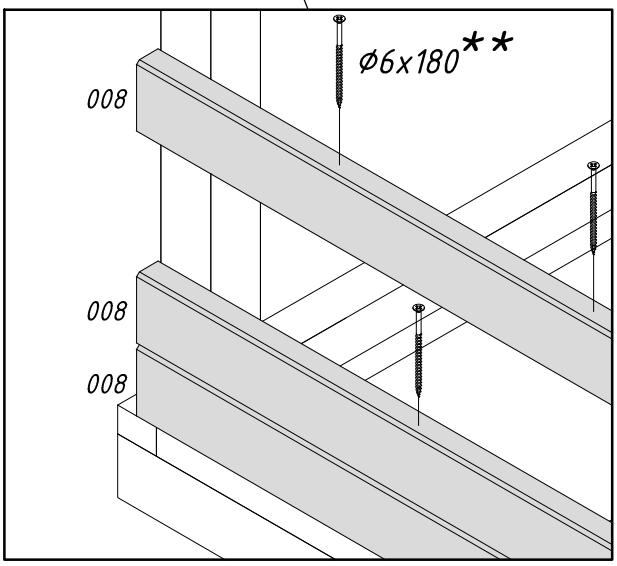




ø6x180
x140



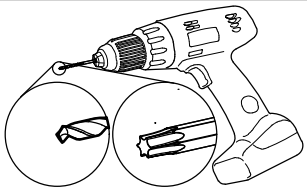


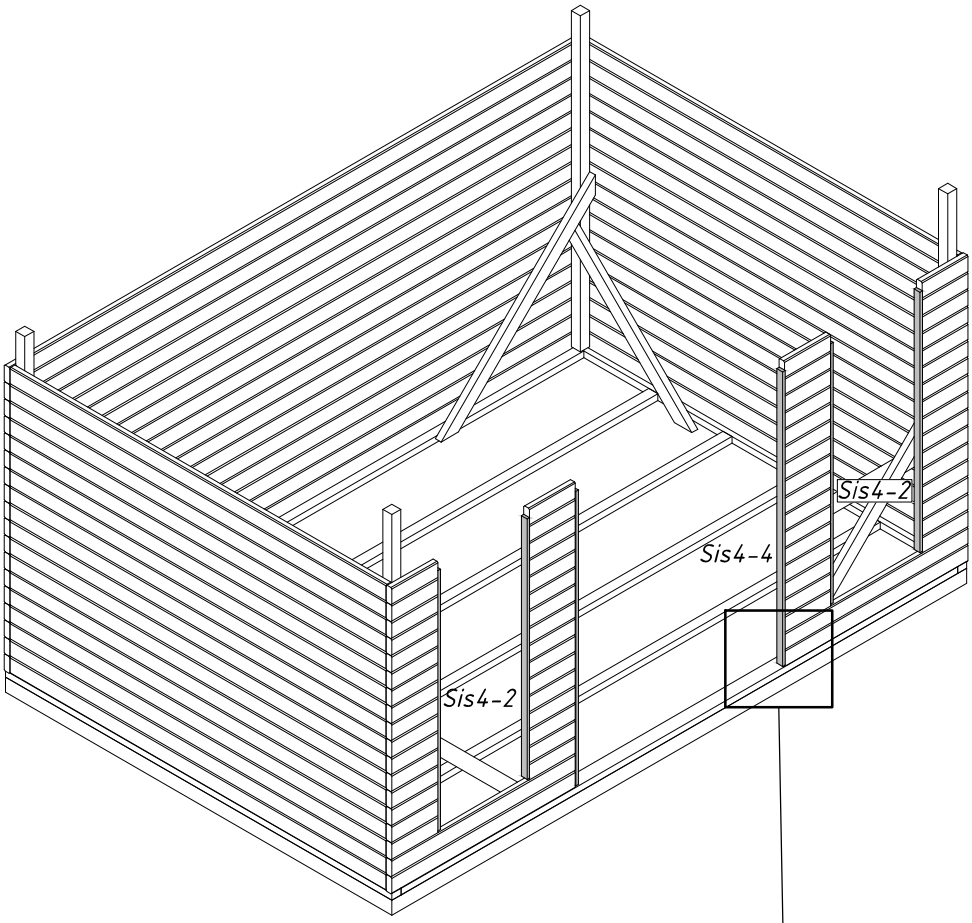


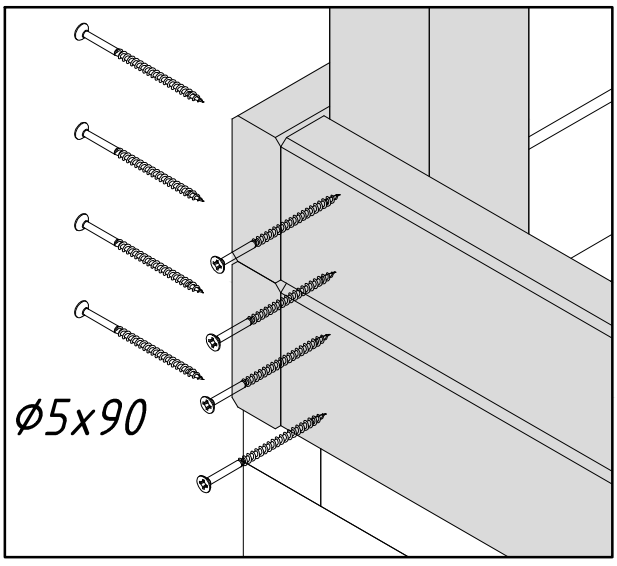

ø6x180**
008
008
008

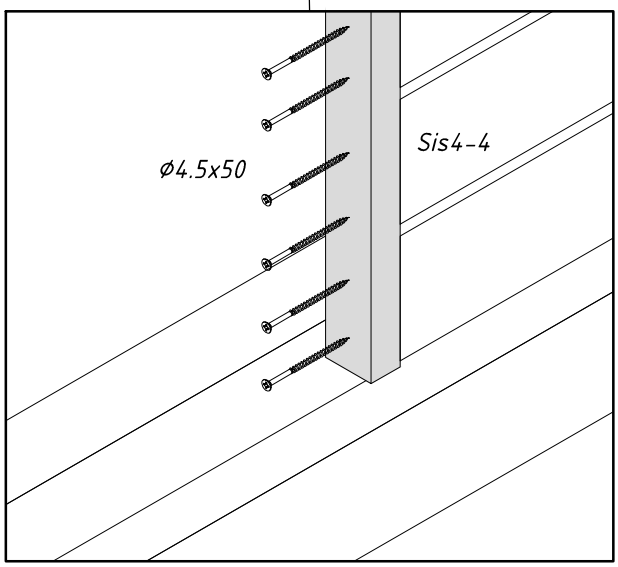

**
Wall 1
Wall 2
Wall A
Wall B

Sis4-2	x4
Sis4-4	x2
ø5x90	x316
ø4.5x50	x200

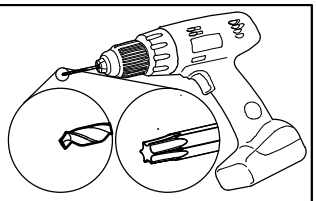


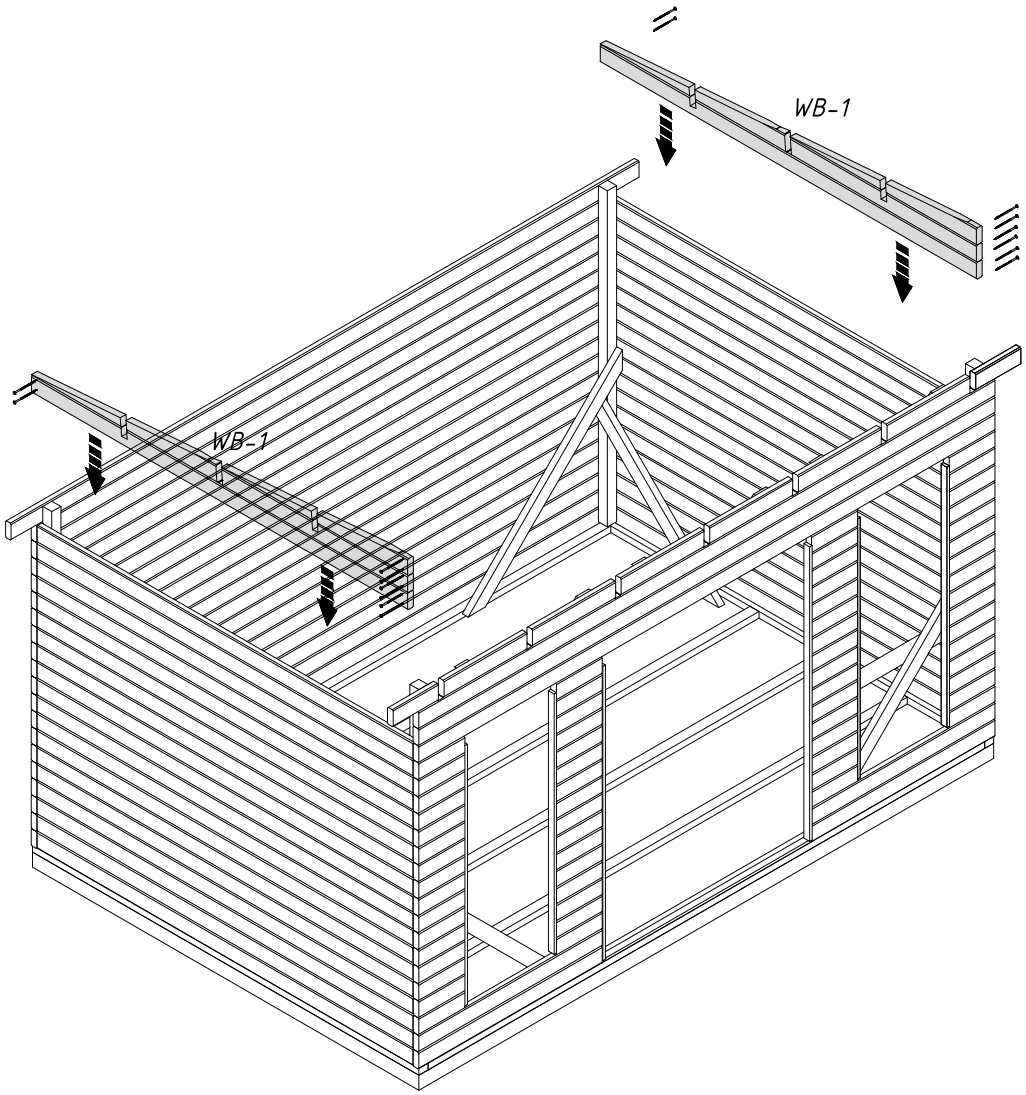






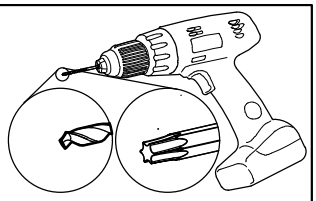
WA-1 x1
WB-1 x1
ø5x90 x16

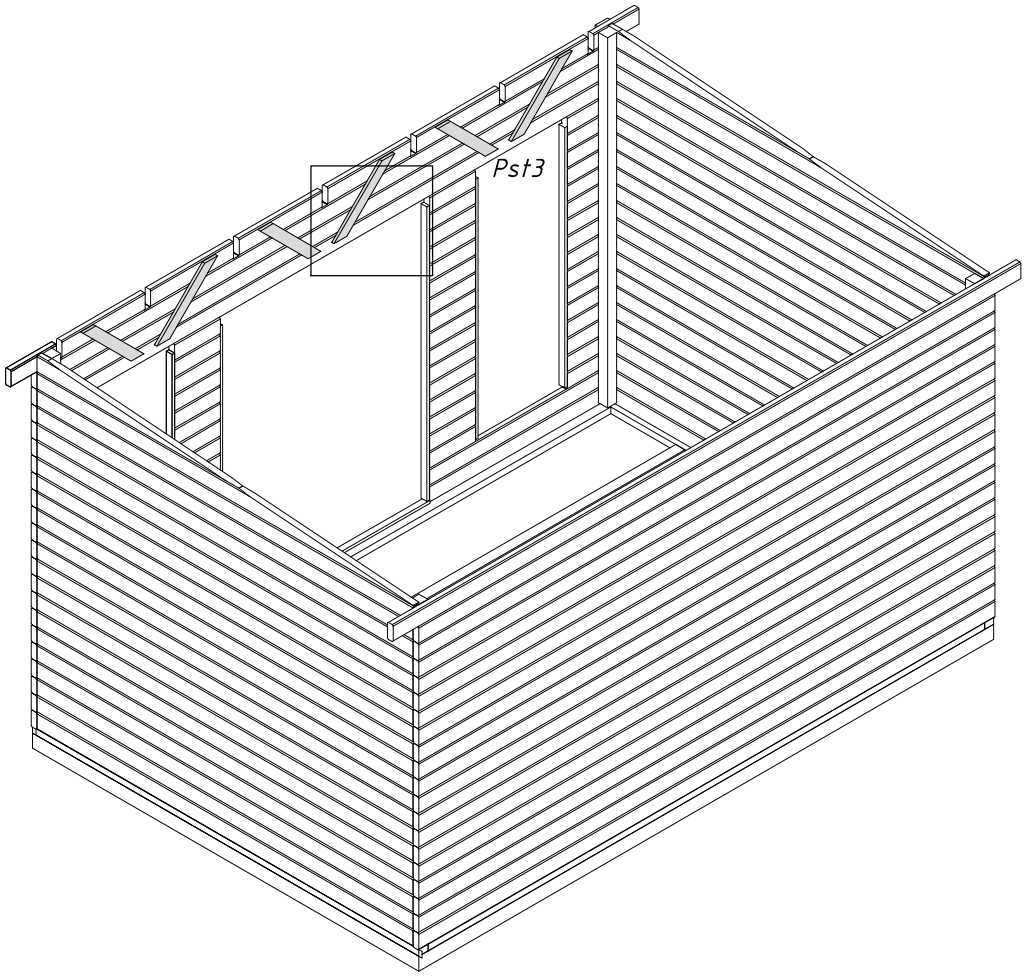


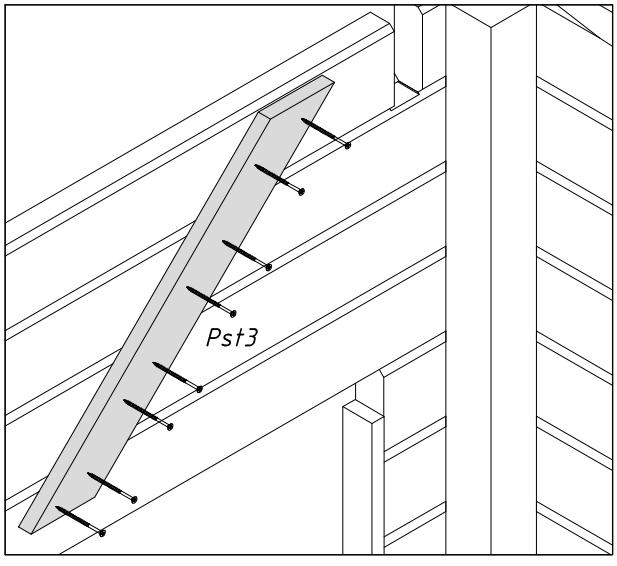


Pst3 x6

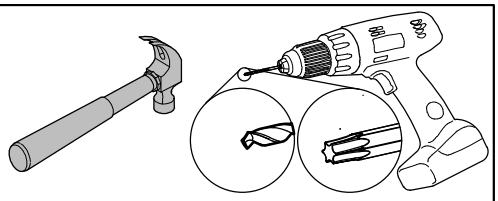
ø4,5x50 x48

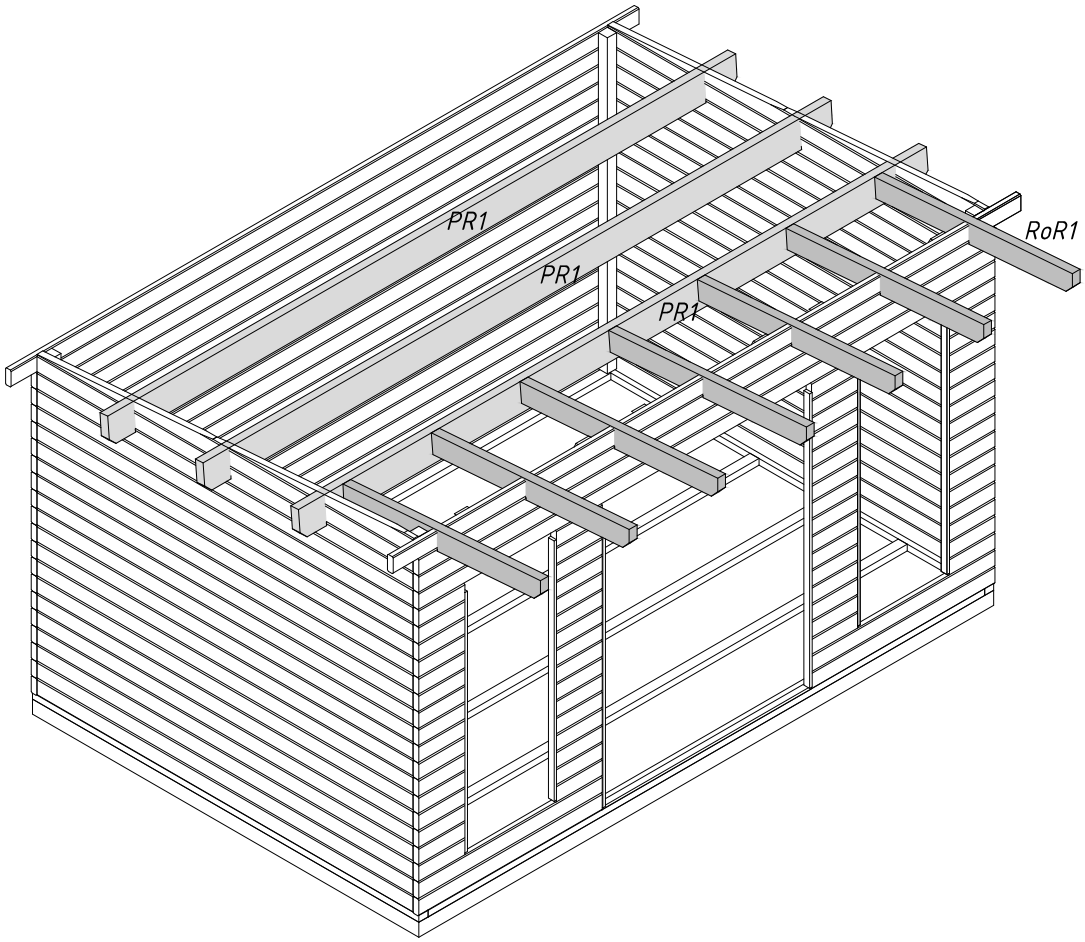


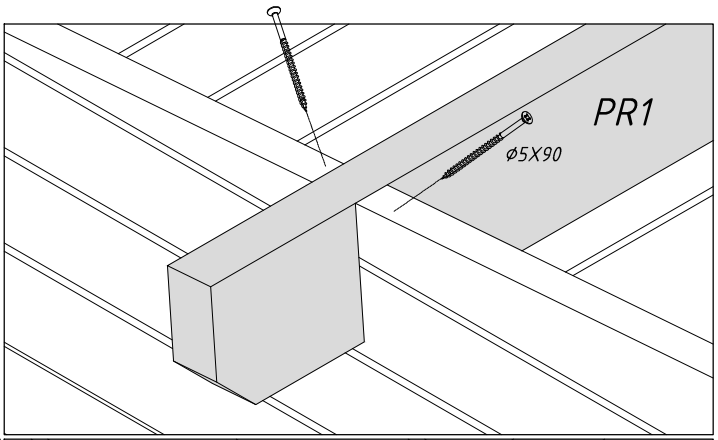


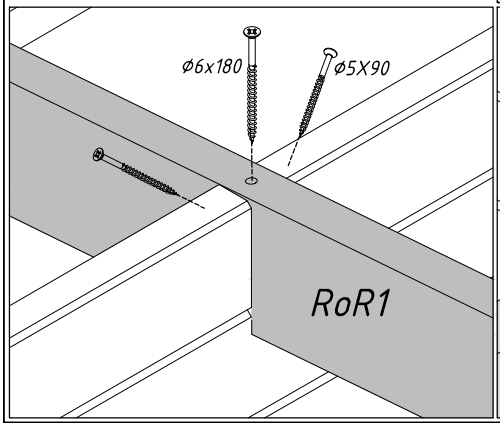


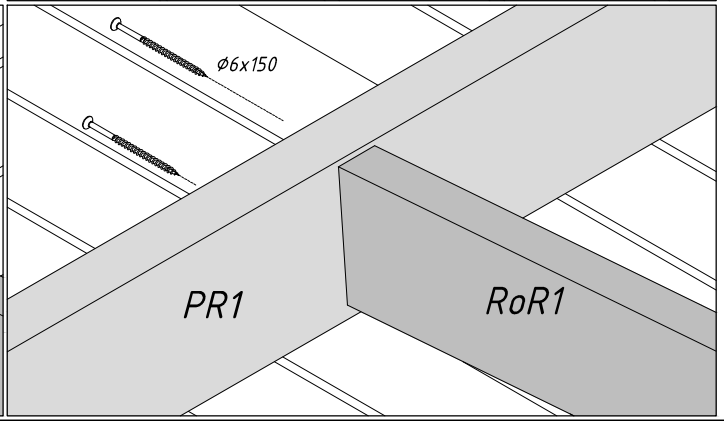
PR1 x3
RoR1 x7
ø5x90 x14
ø6x150 x14
ø6x180 x7



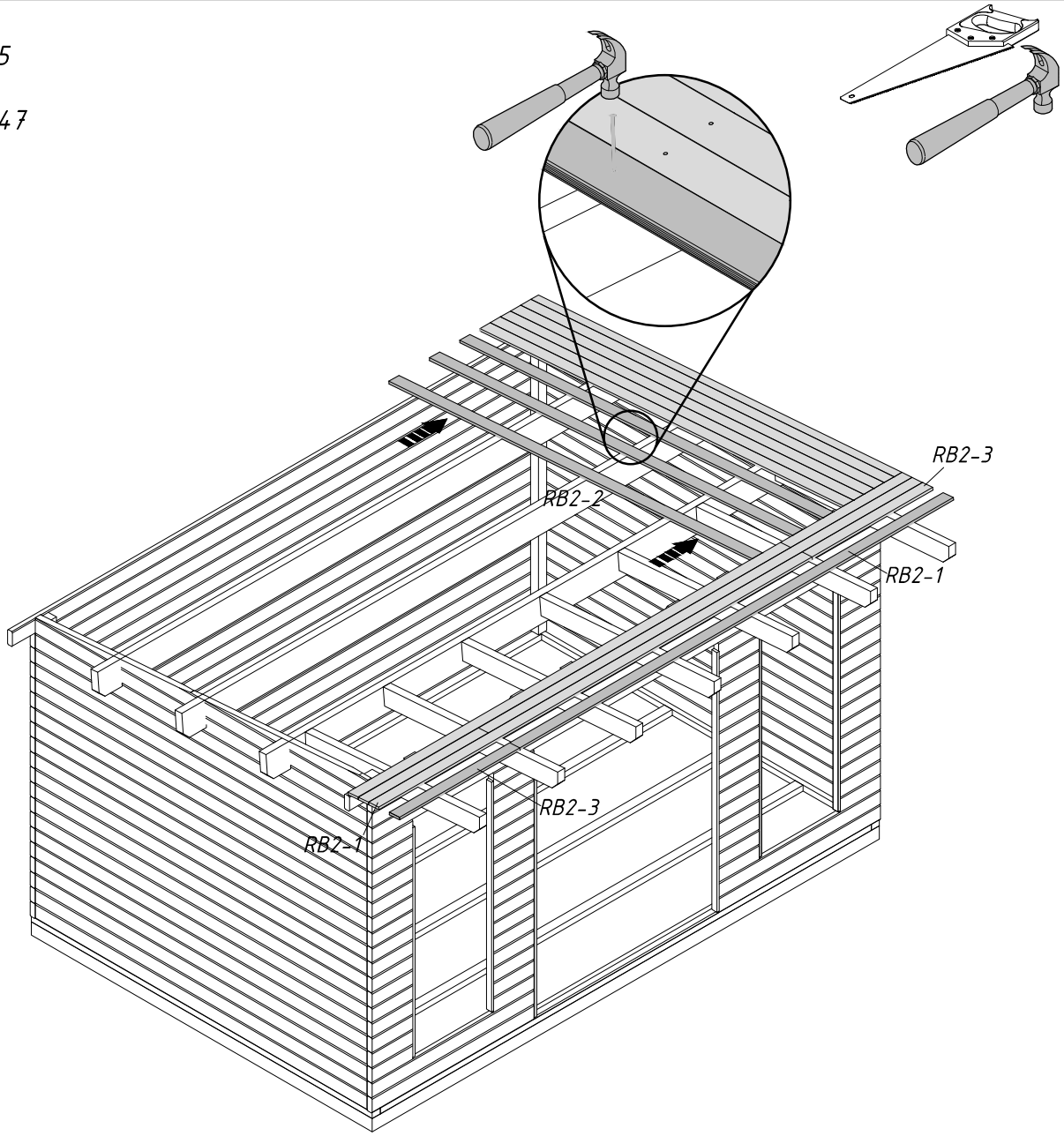






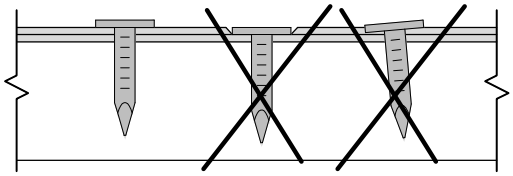


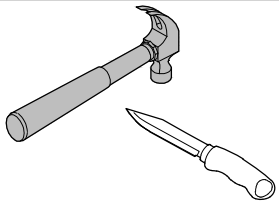
RB2-1	x9
RB2-2	x55
RB2-3	x9
ø2,2x50	x347

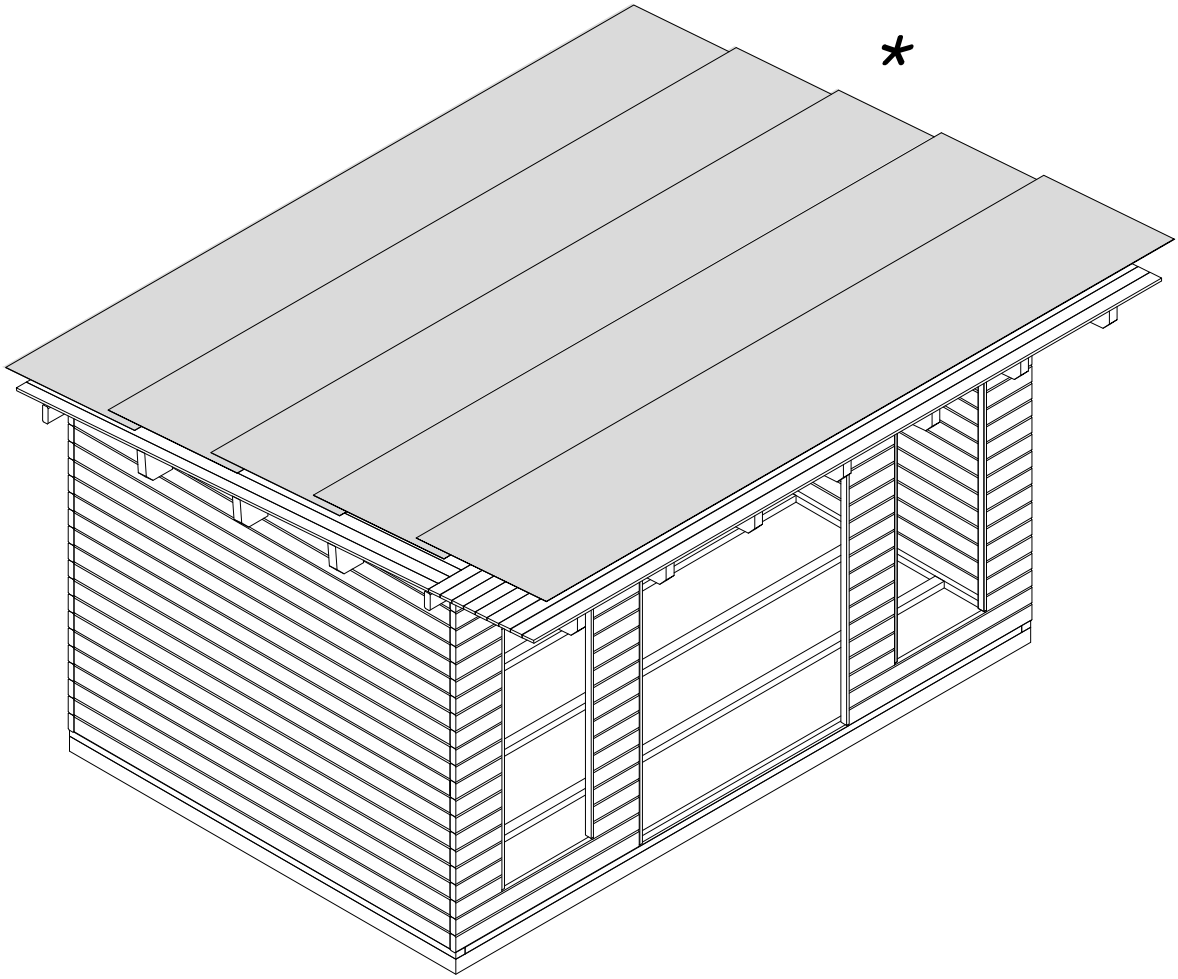


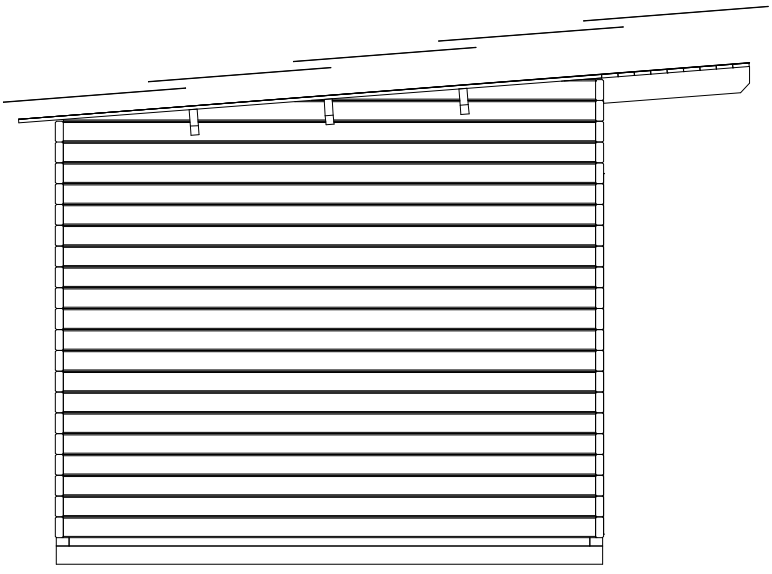
≈5000 x5 *

ø2x15 x300 *

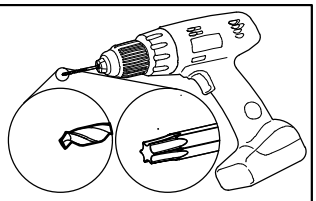


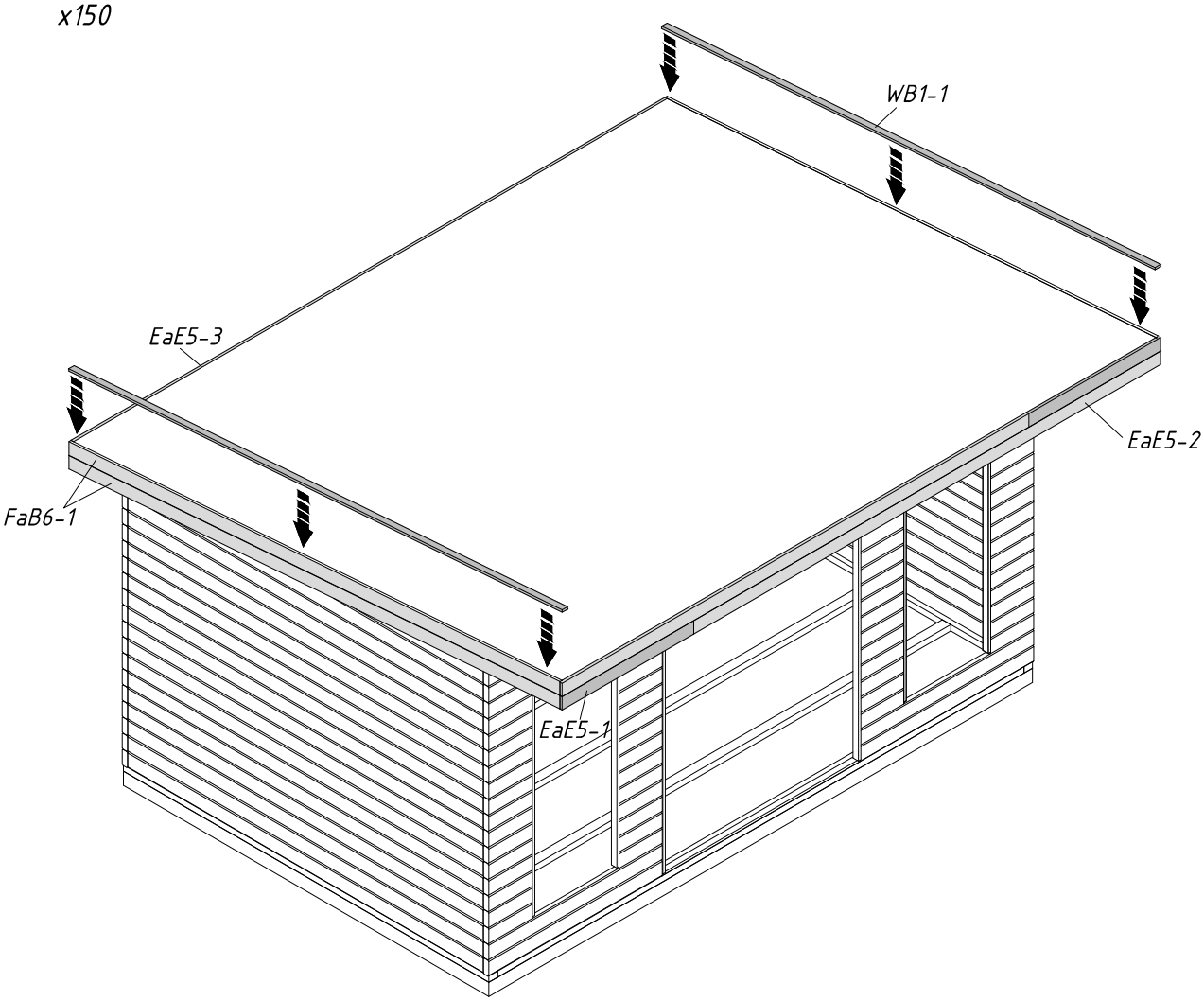


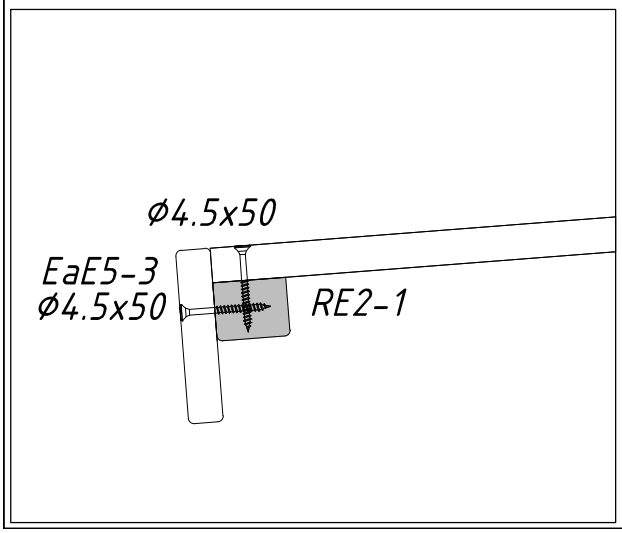




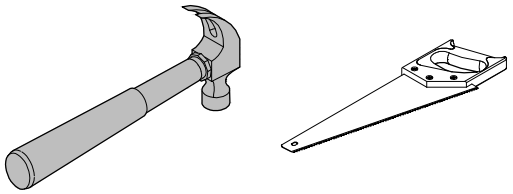
WB1-1	x2
FaB6-1	x4
EaE5-1	x2
EaE5-2	x2
EaE5-3	x2
RE2-1	x2
ø4,5x50	x150

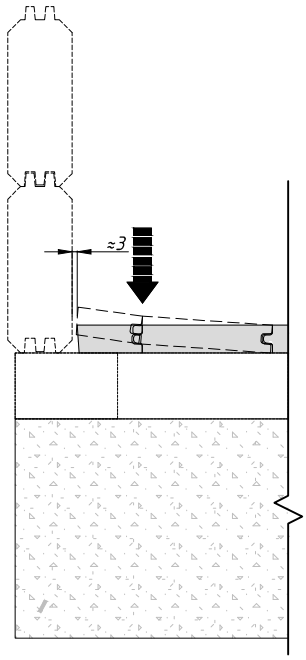


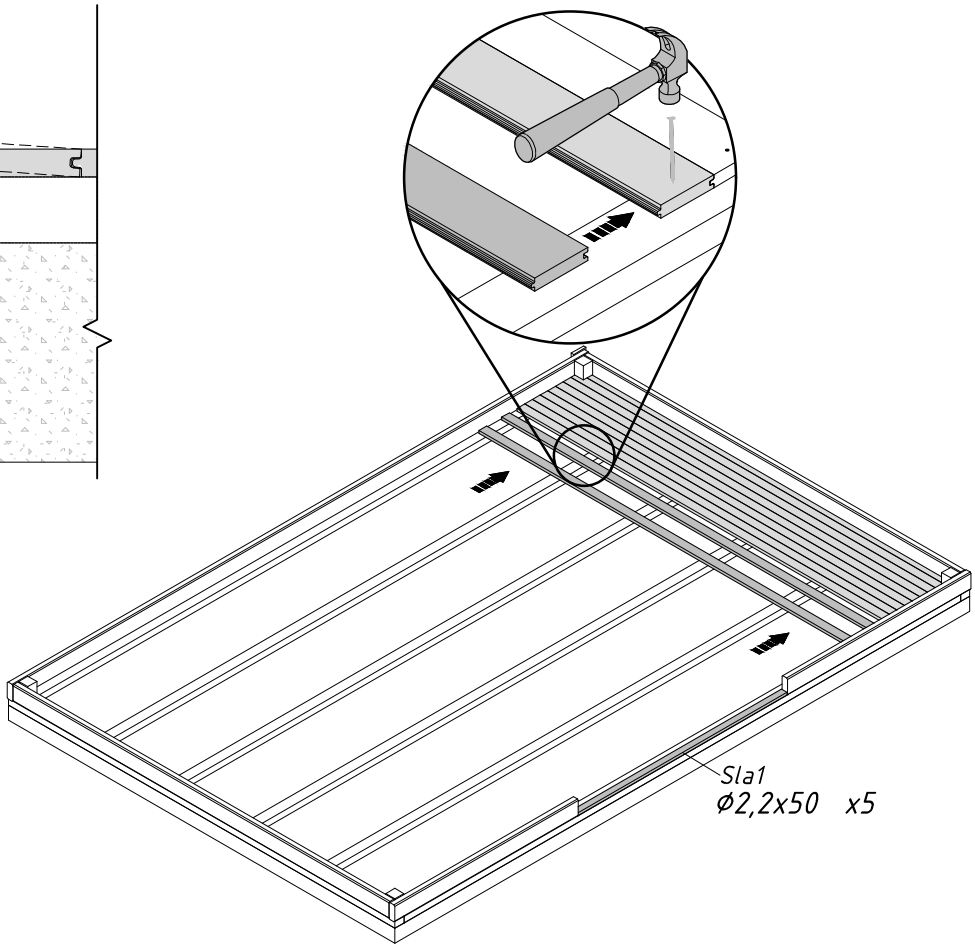


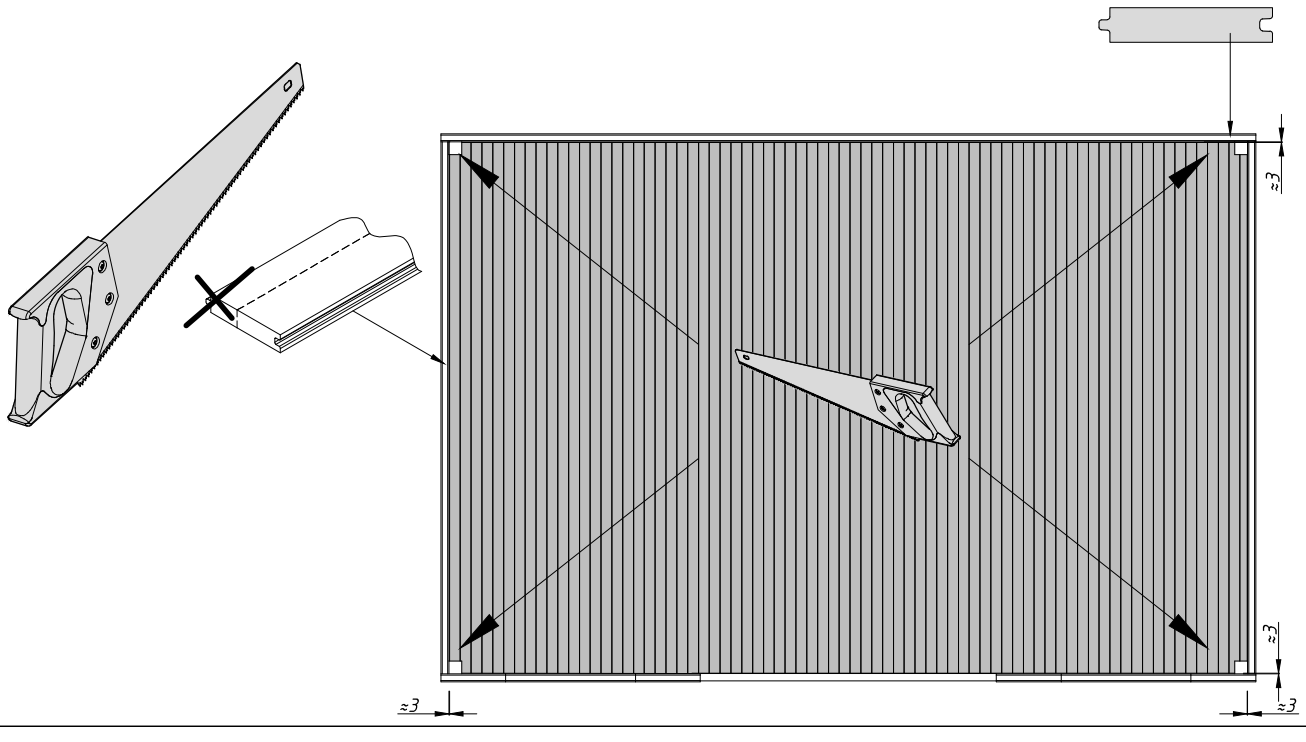


Sla1 x1
FB2-1 x55
ø2,2x50 x300

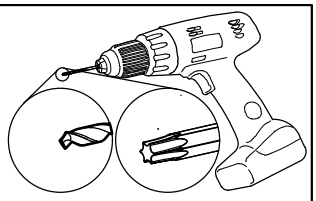


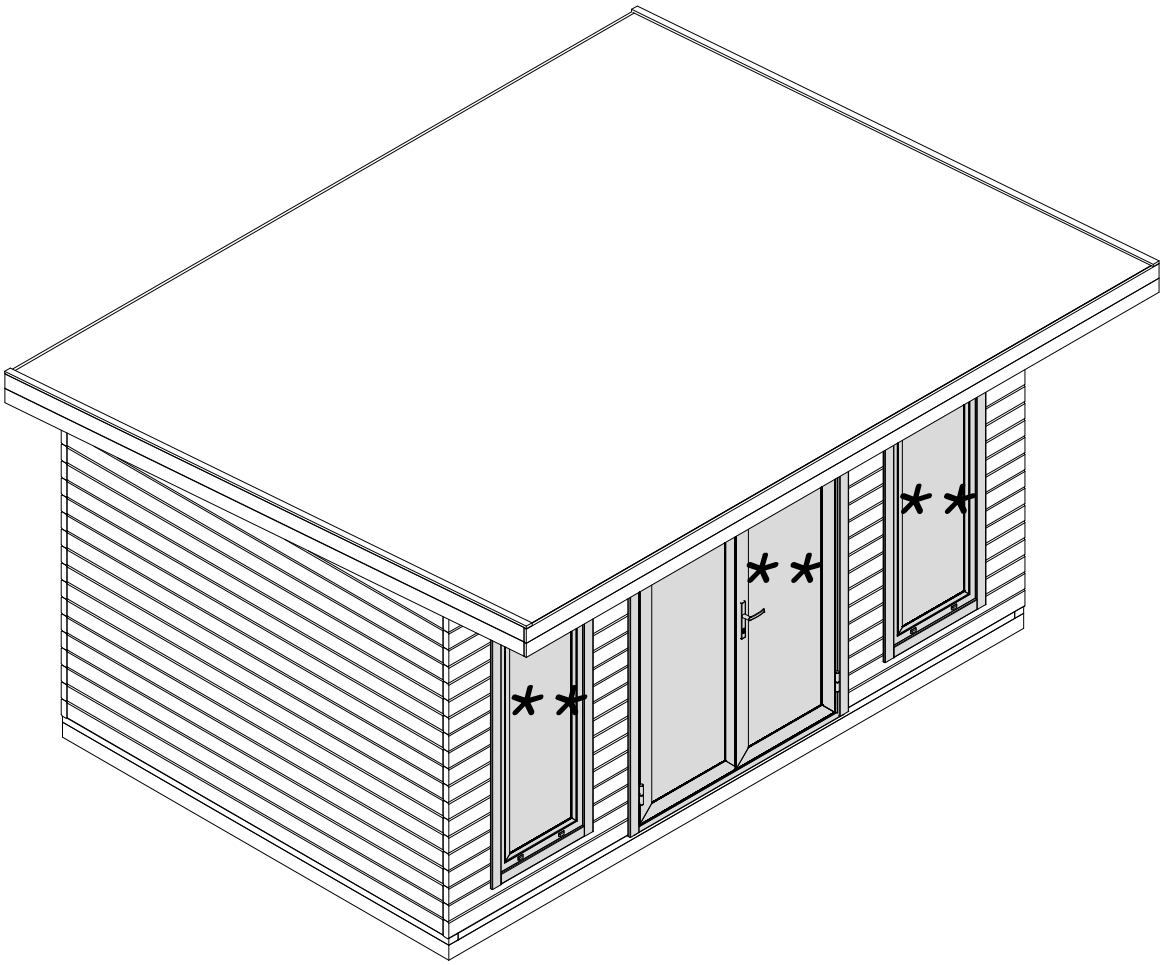








A51-20P-7016 x1
A51-20V-7016 x1
TU51-6P-7016 x1

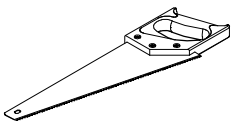


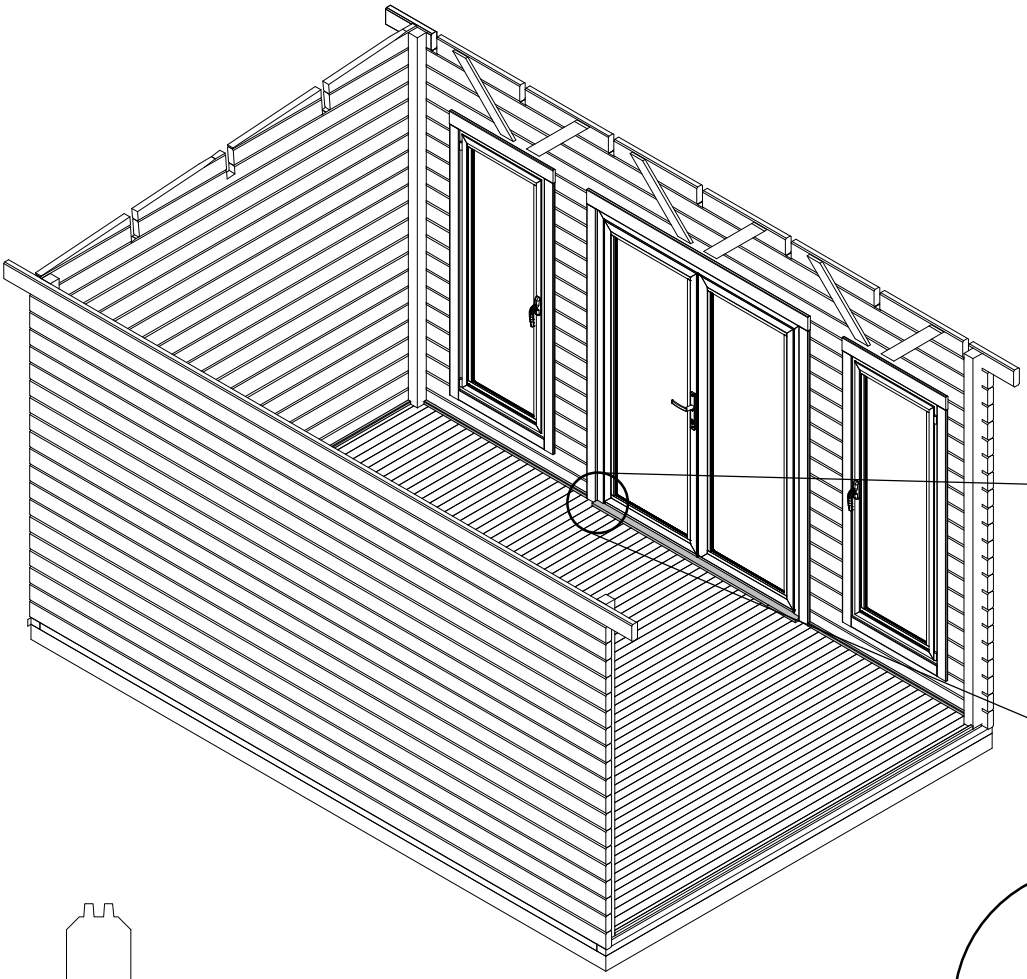


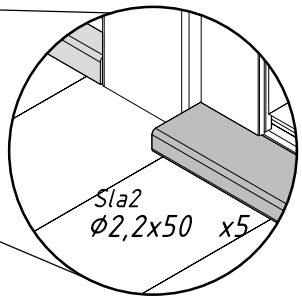


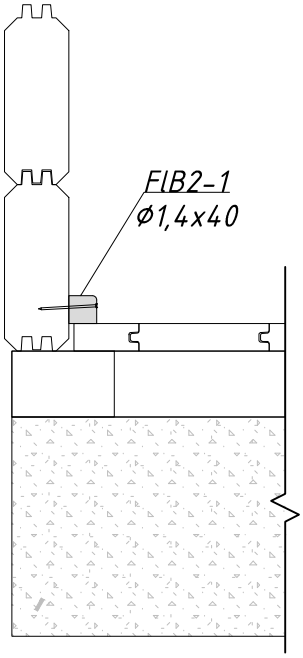
Sla2	x1
FlB2-1	x7
⌀1,4x40	x70

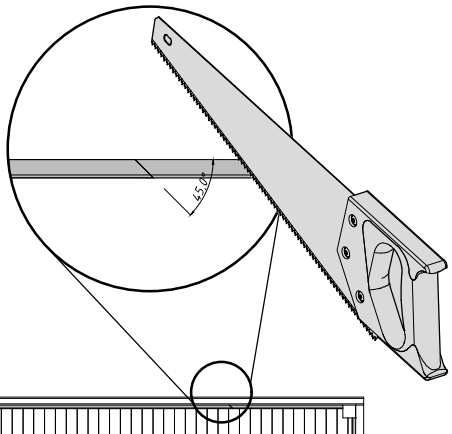


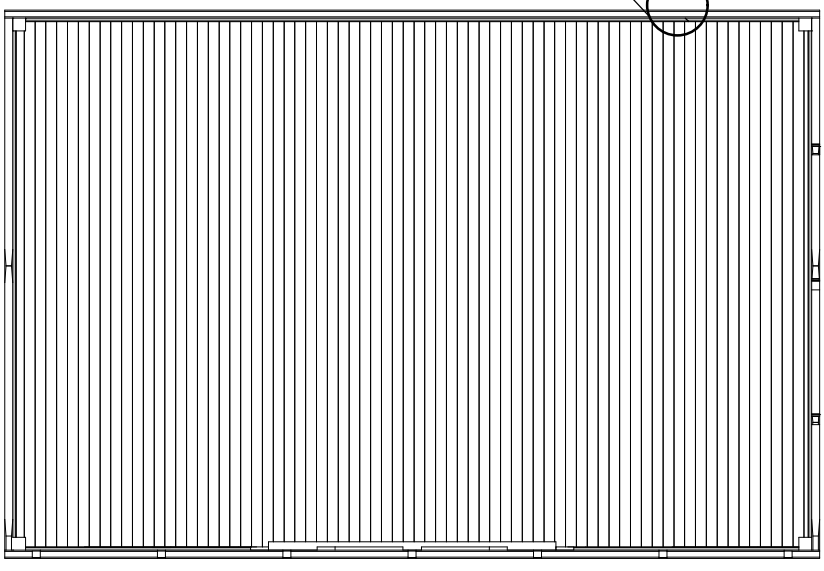




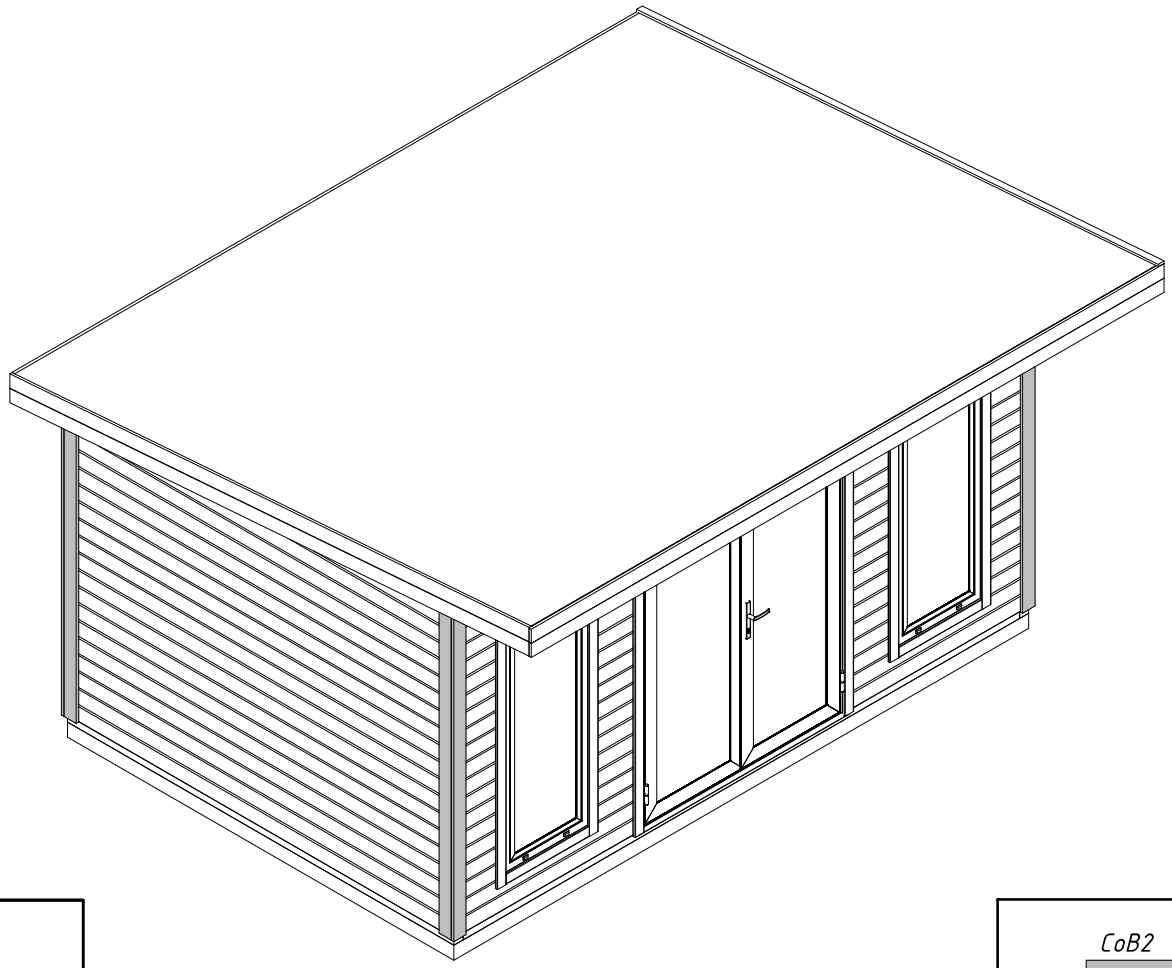


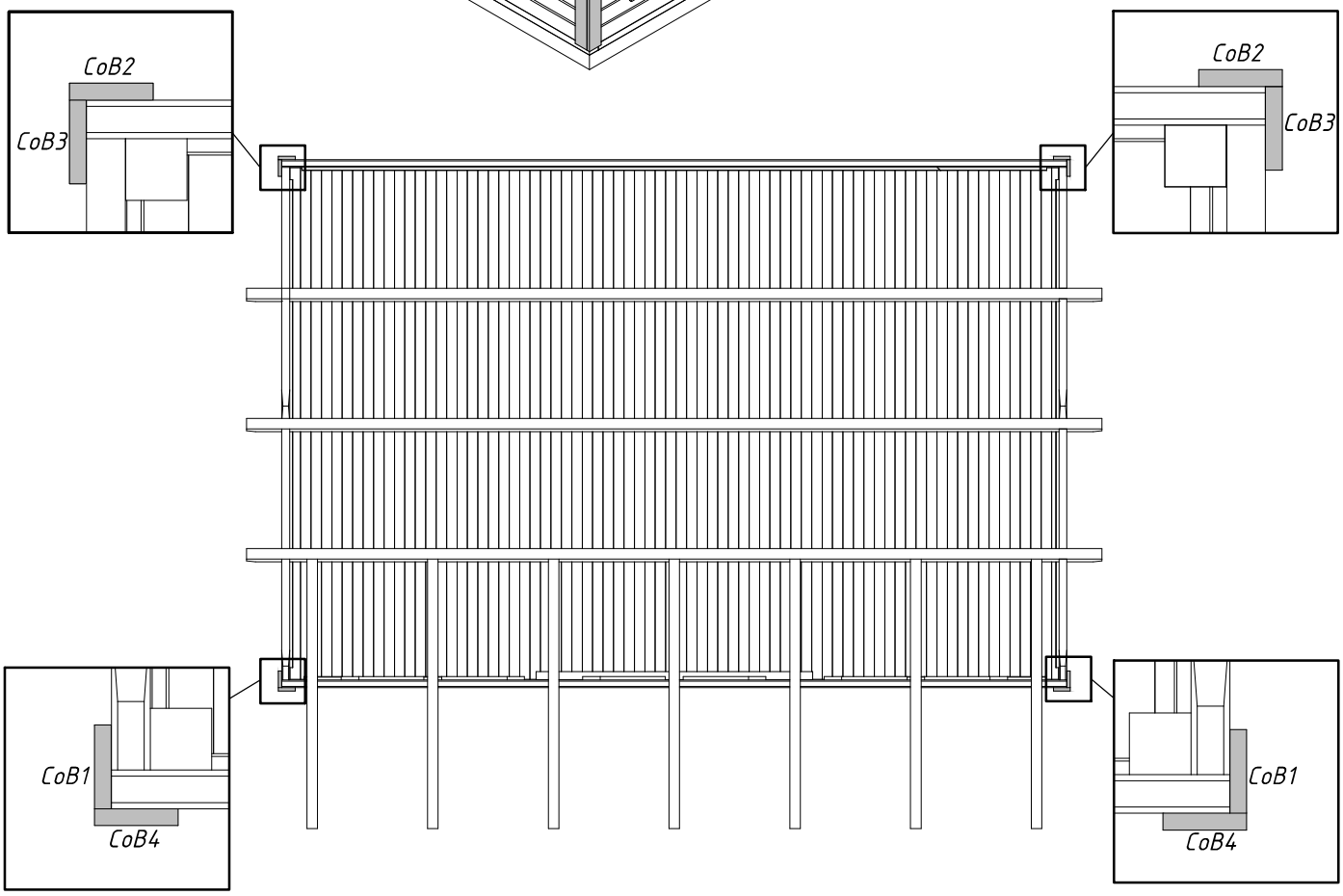




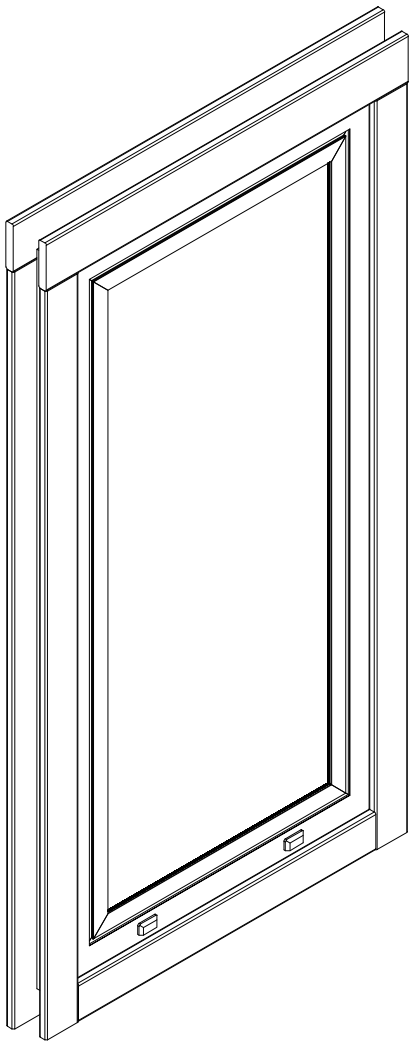



CoB1	x2
CoB2	x2
CoB3	x2
CoB4	x2
⌀4,5x50	x40





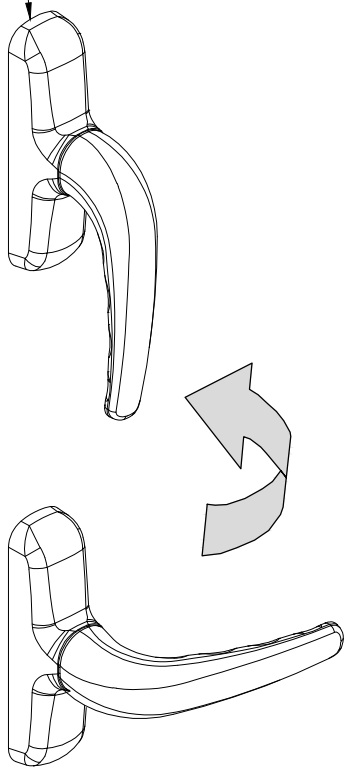
A51-...-7016





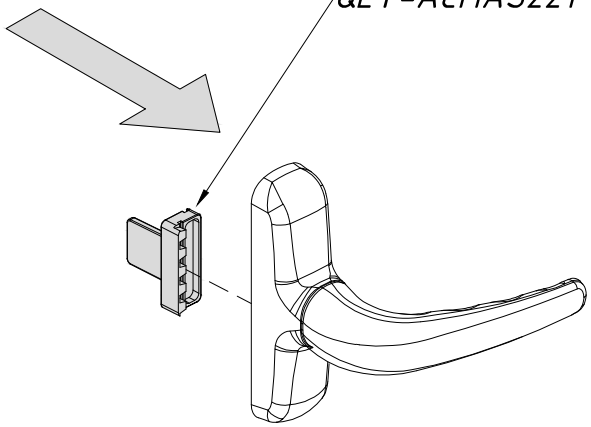
1

QLY-ACMAS33

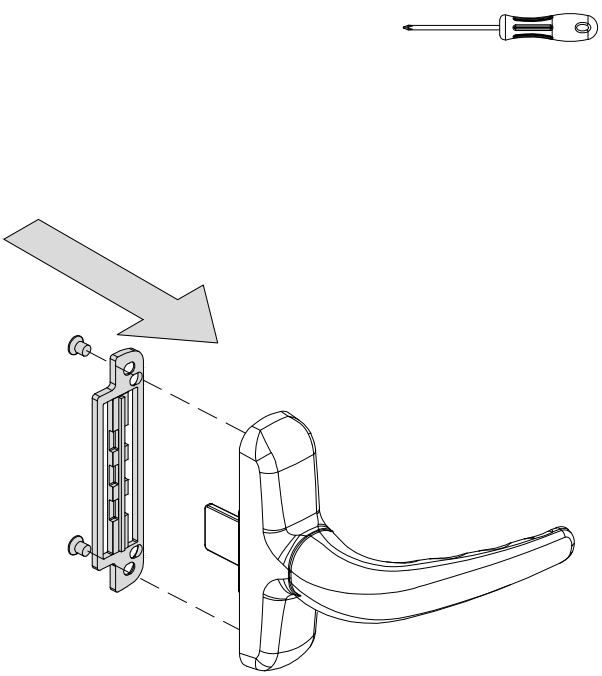


2

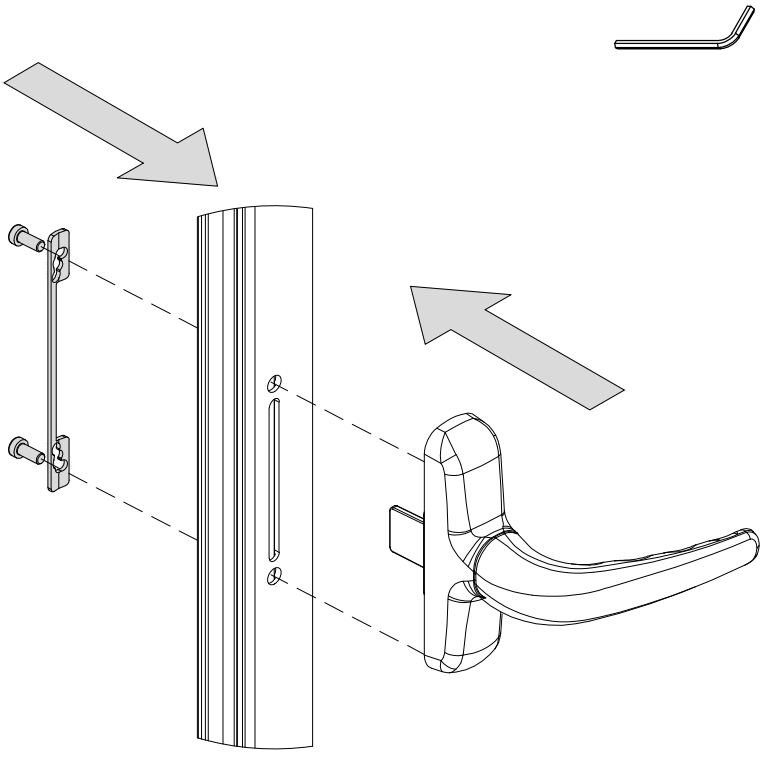
QLY-ACMAS221



3



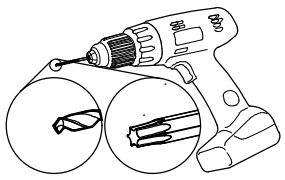
4

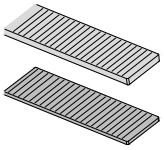


SiS4-x x2

Ø5x40 x...

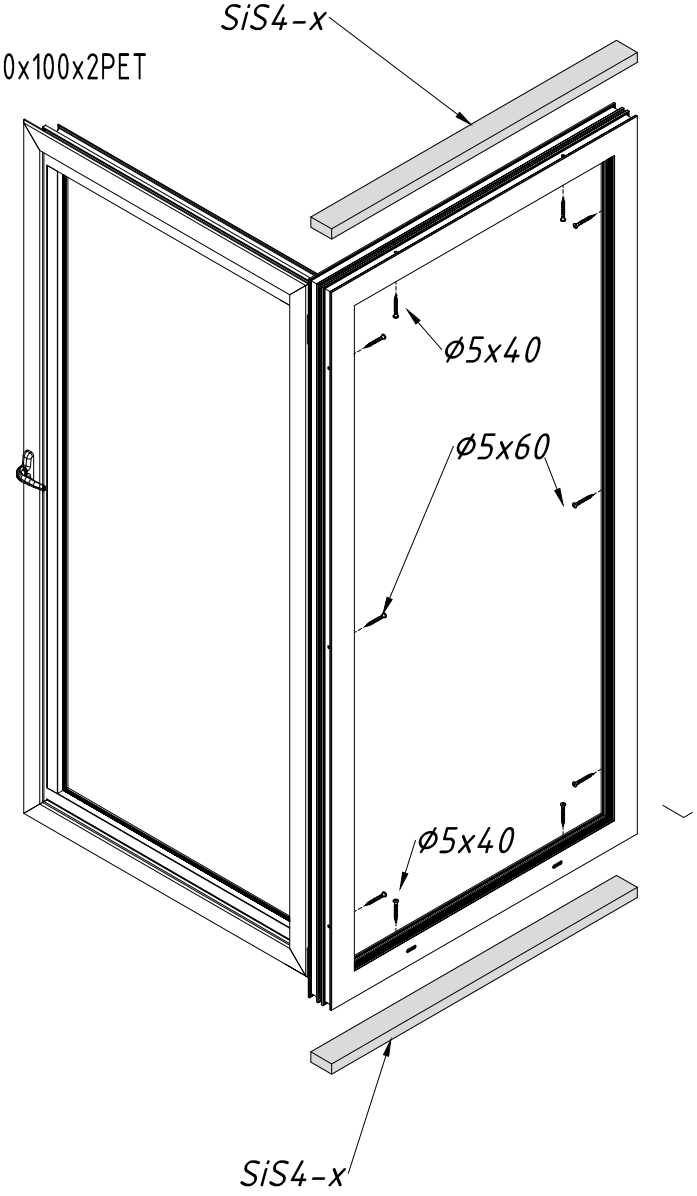
Ø5x60 x...

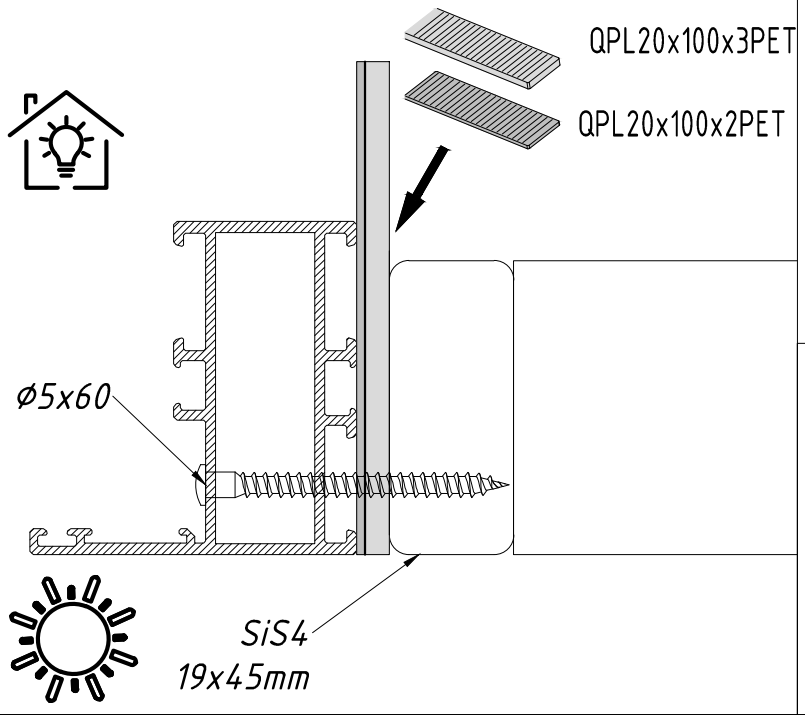


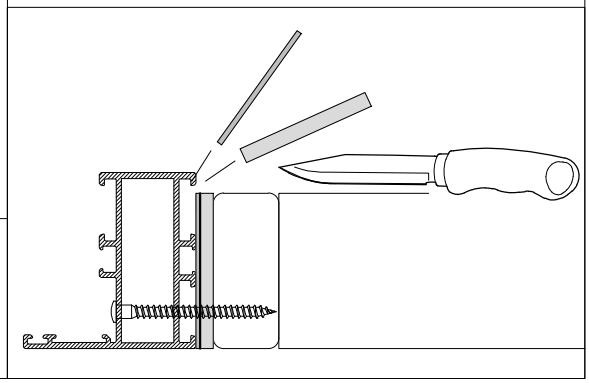


QPL20x100x3PET

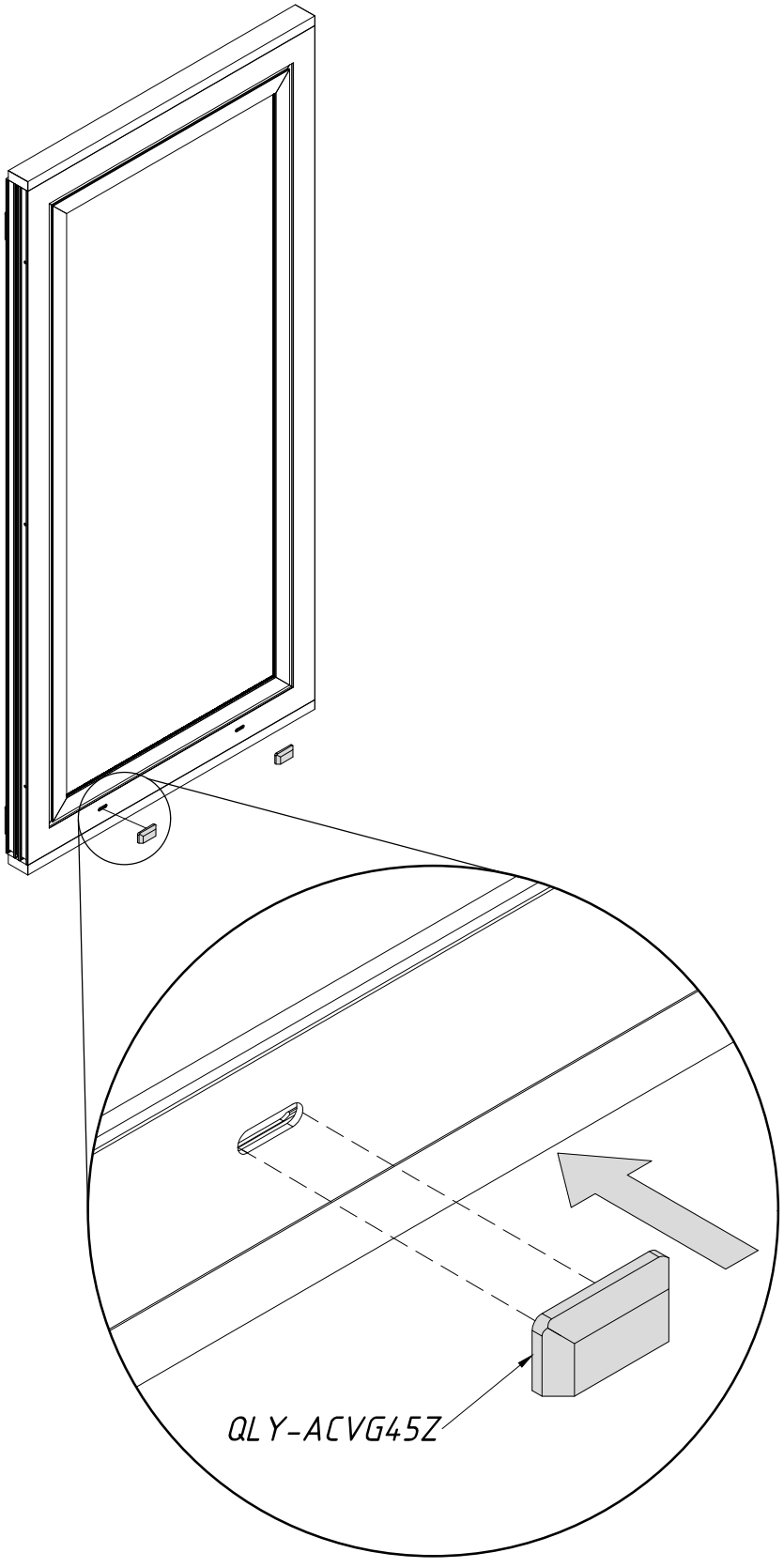
QPL20x100x2PET



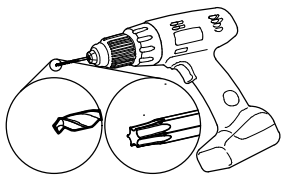


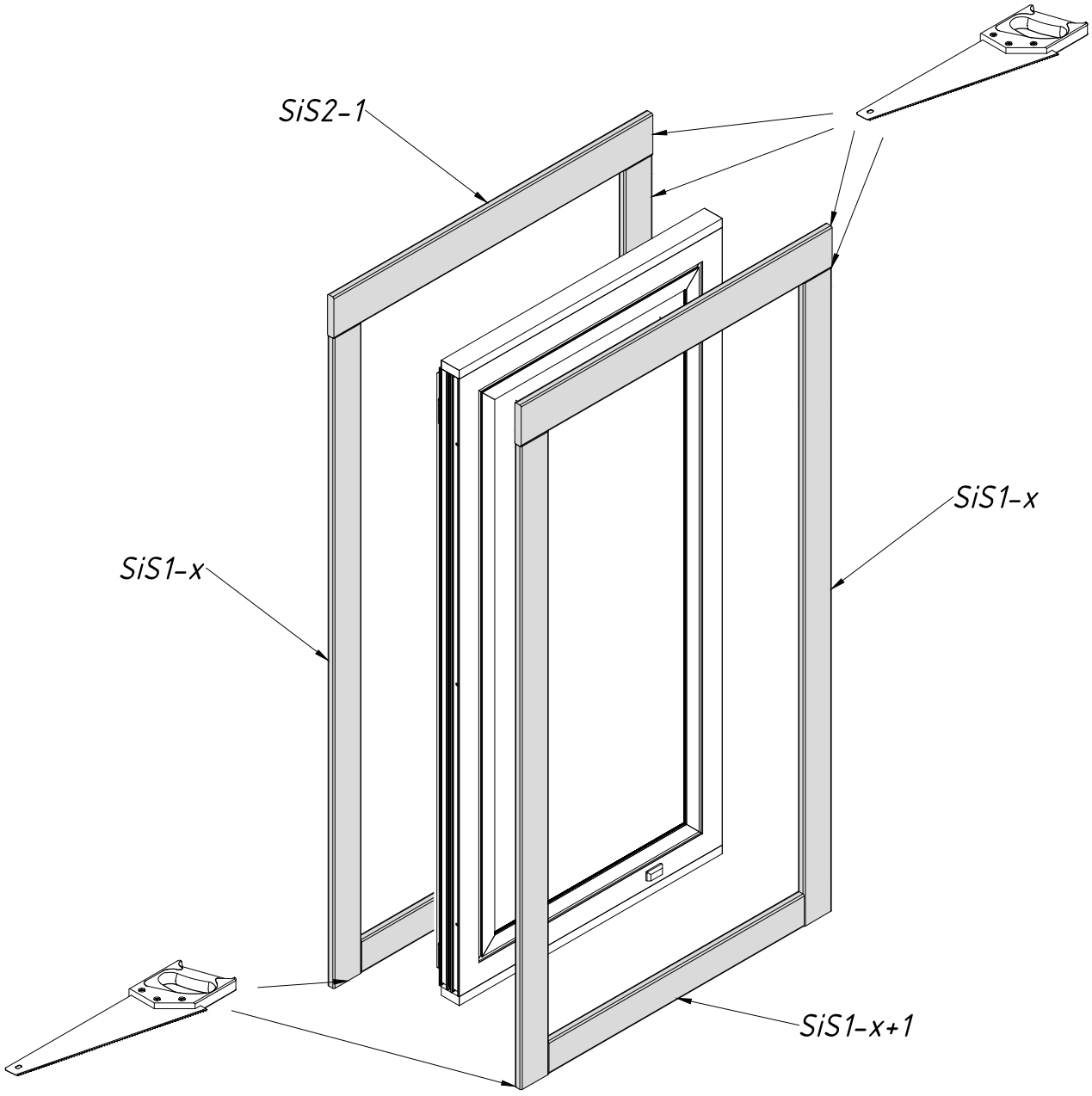


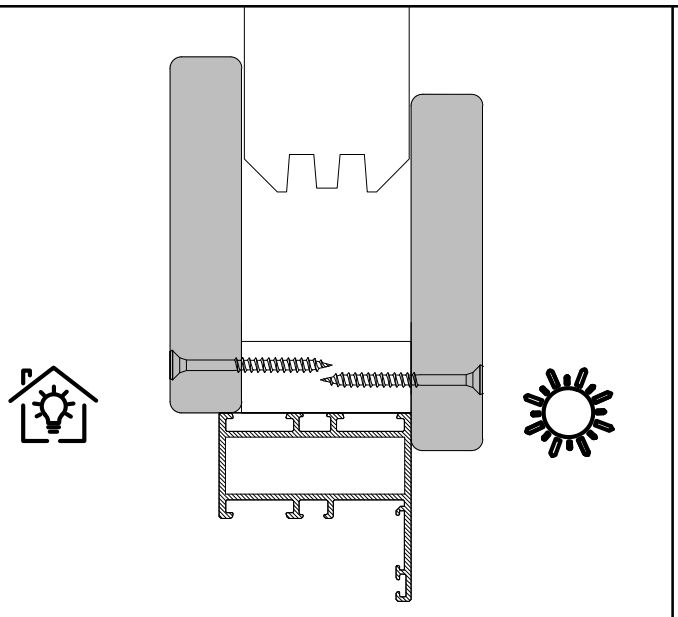
QLY-ACVG45Z  x2

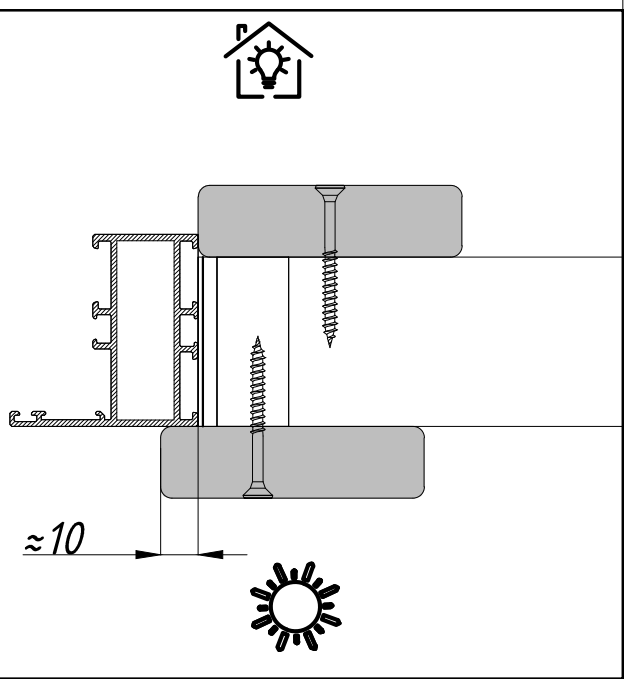


SiS2-1	x2
SiS1-x	x4
SiS1-x+1	x2
Ø4.5x50	x...

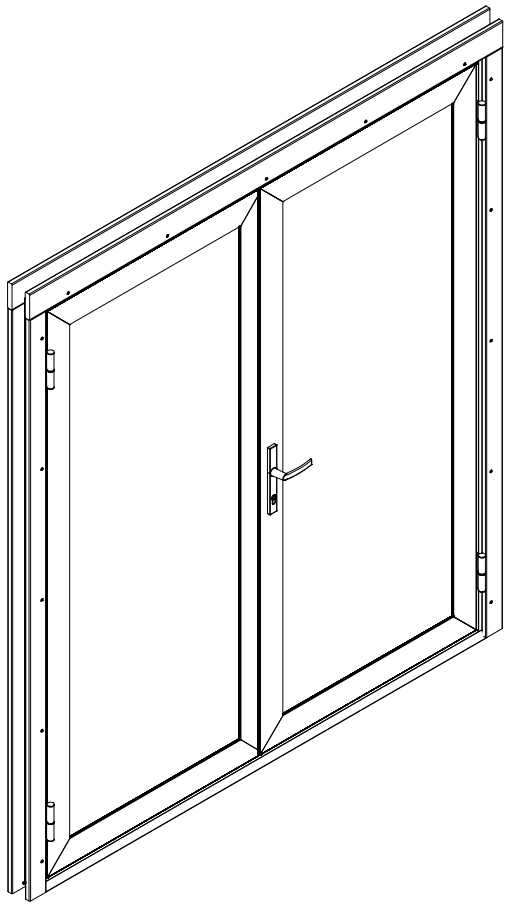









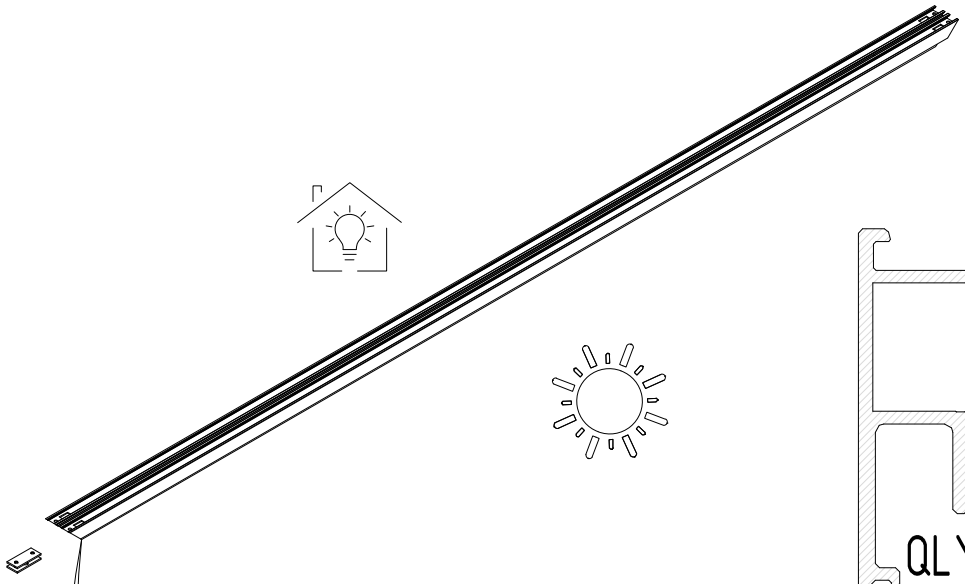
TU51-.....-7016

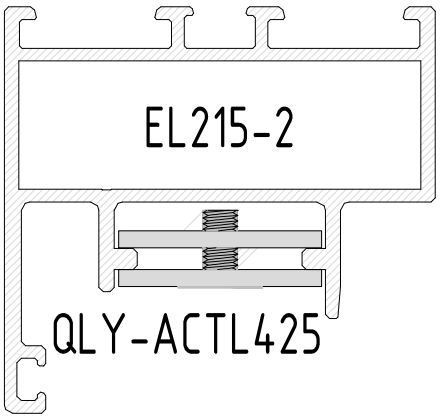


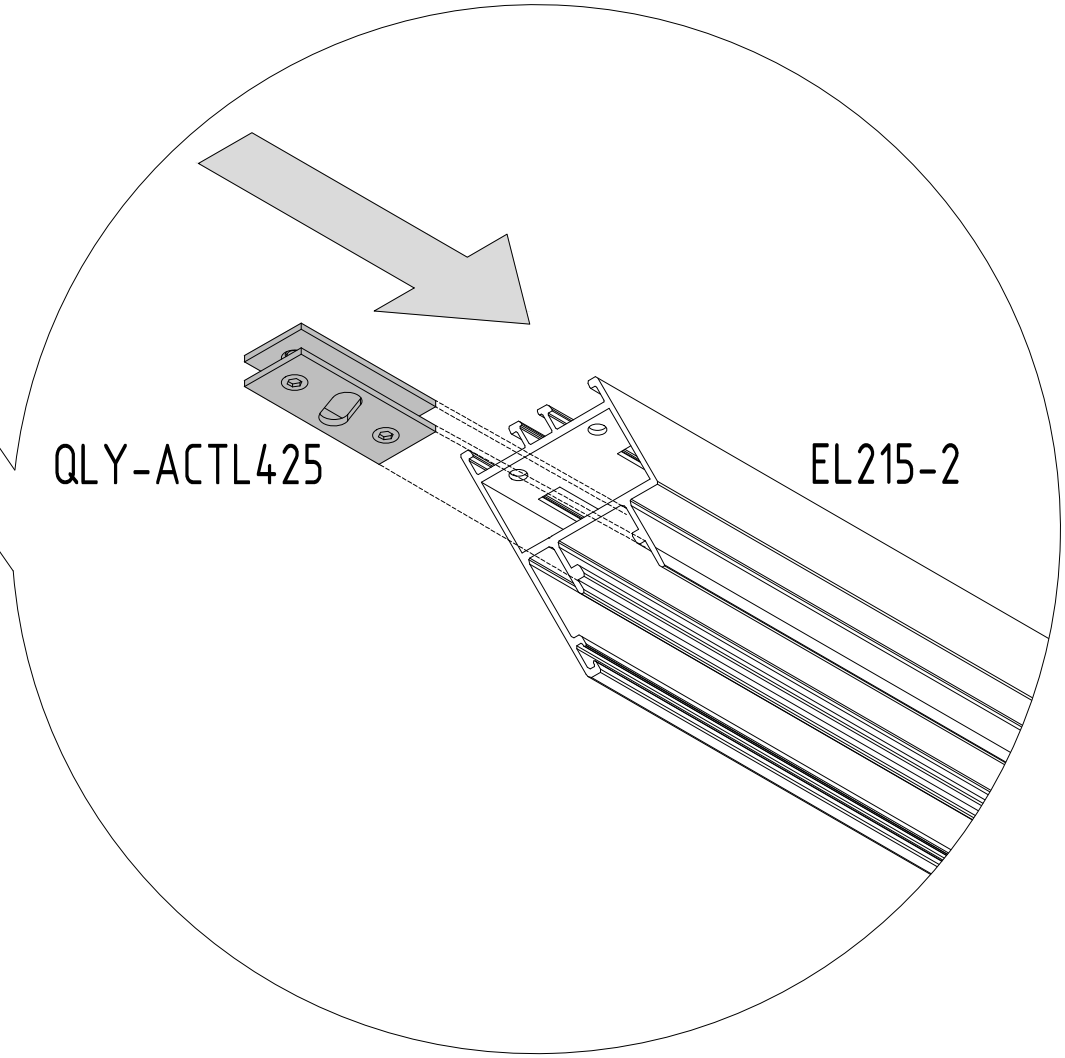


EL215-2 x1

QLY-ACTL425 x1







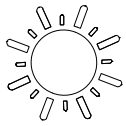
EL215-1 x1

EL215-2 x1

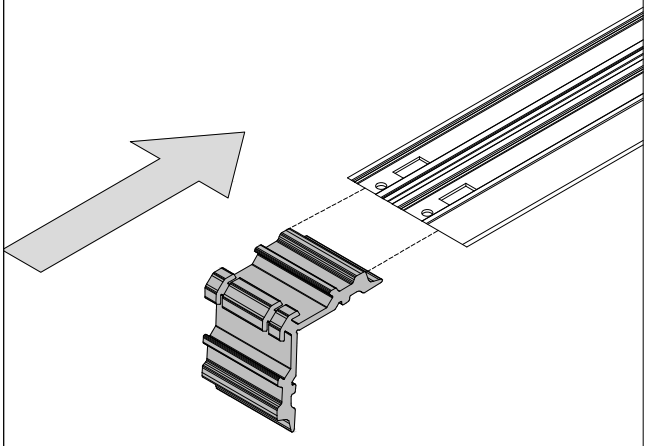
EL215-4 x1

QLY-ACEL011 x2



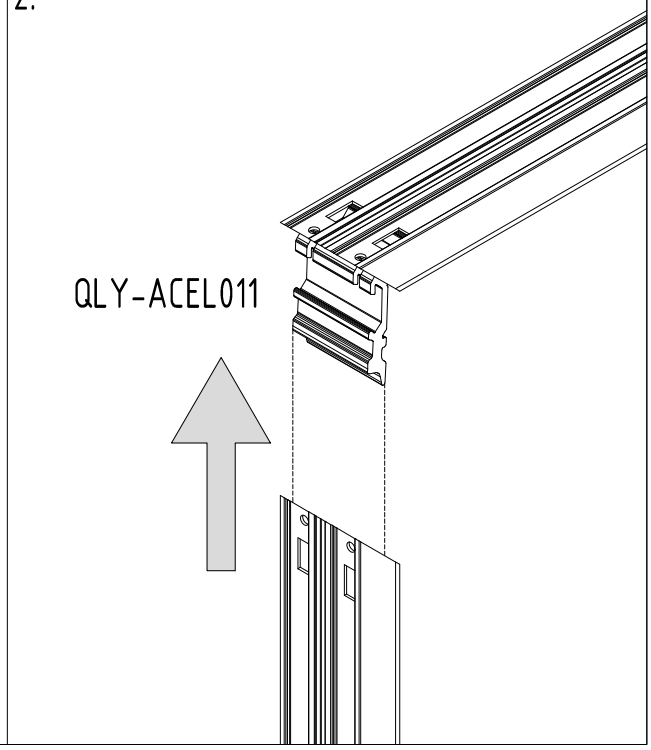


1.



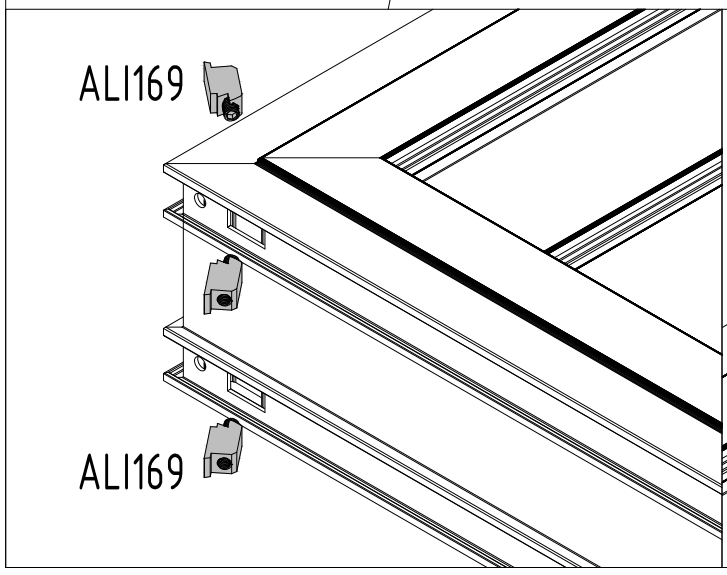
QLY-ACEL011

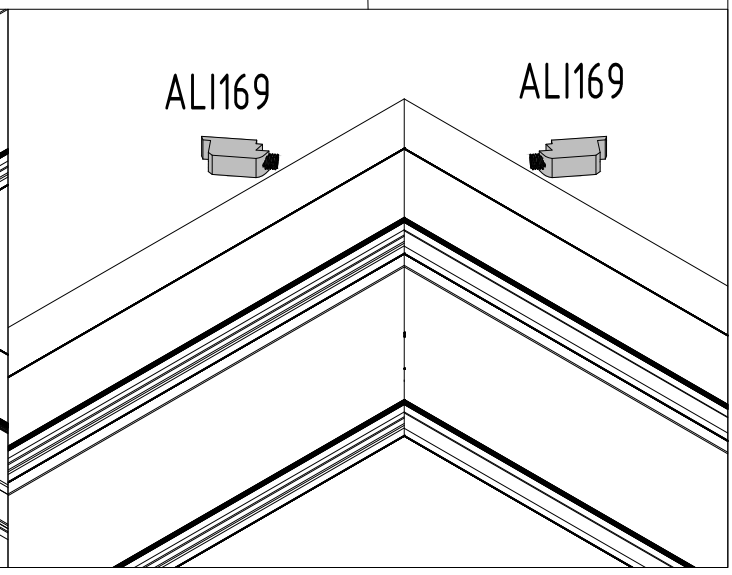
2.

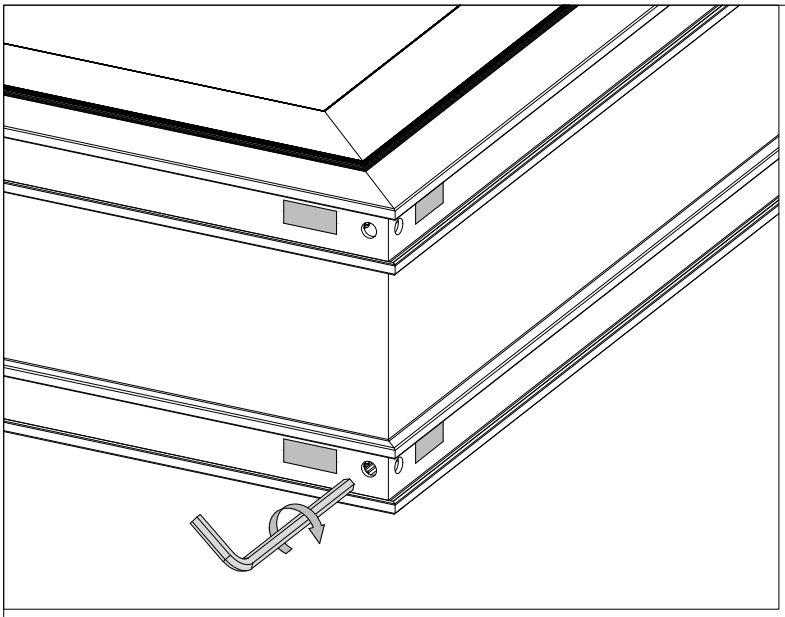


QLY-ALI169 x8




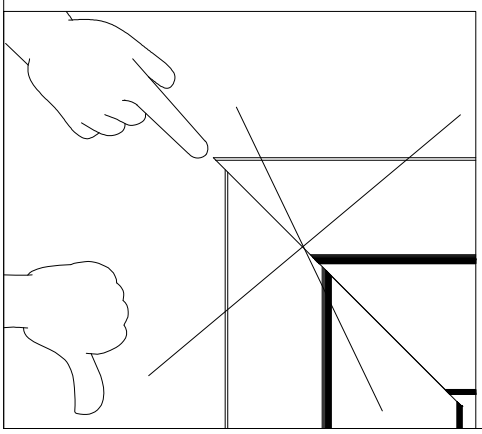


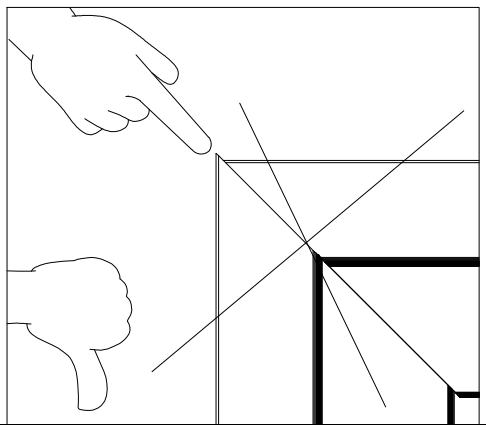


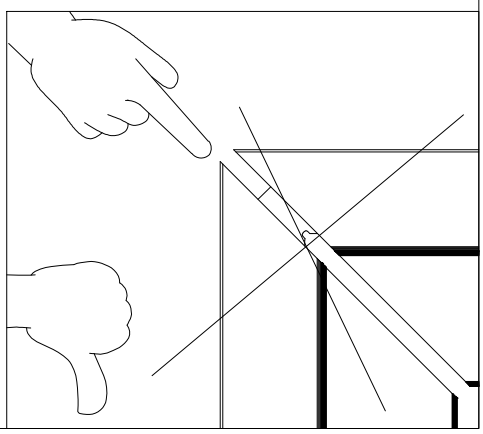










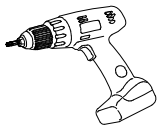


EL092 x1

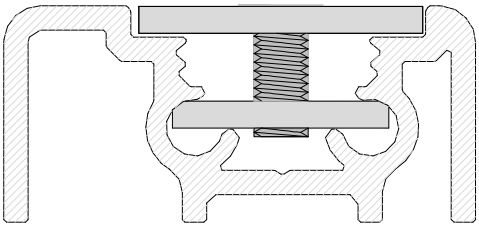
QLY-ACTL424 x1

QKRPP4_8x25RV x4

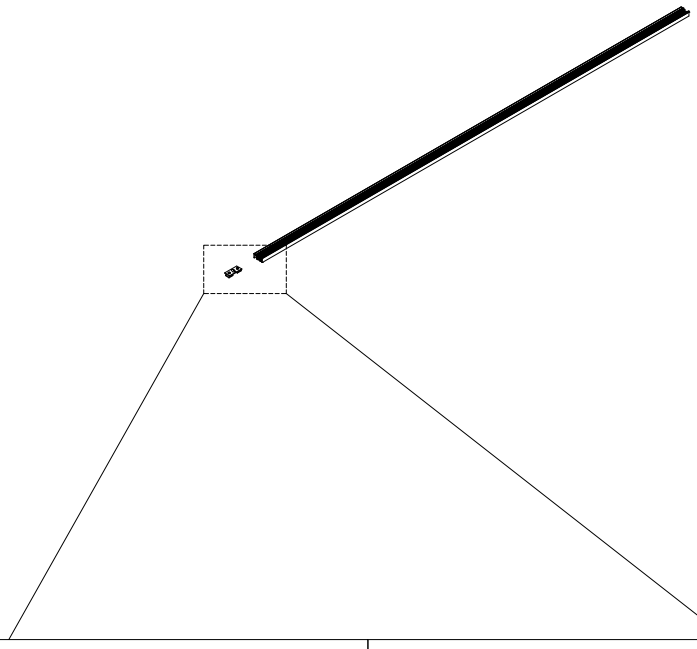
QLY-ACEL035 x2



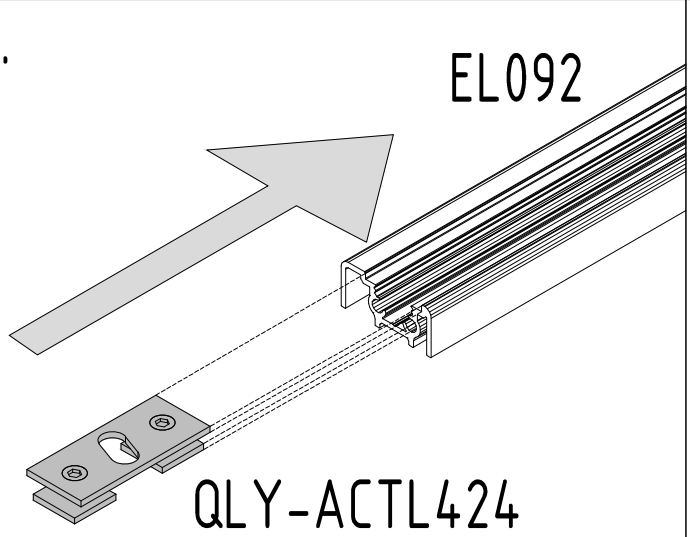
QLY-ACTL424



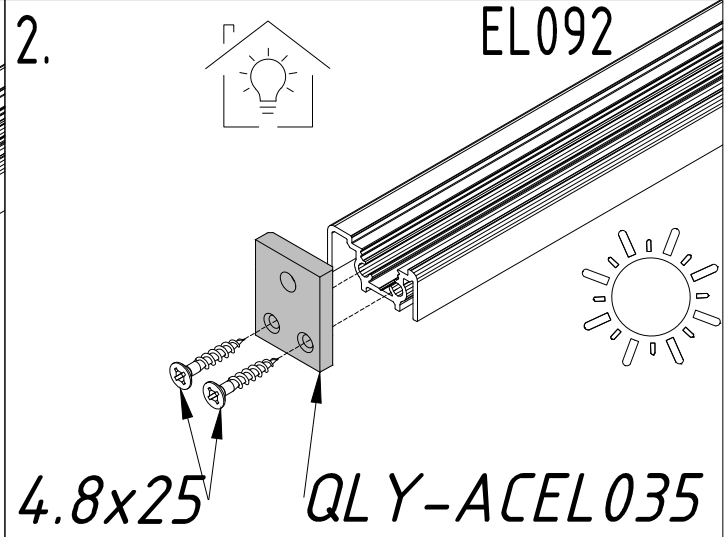
EL092



1.

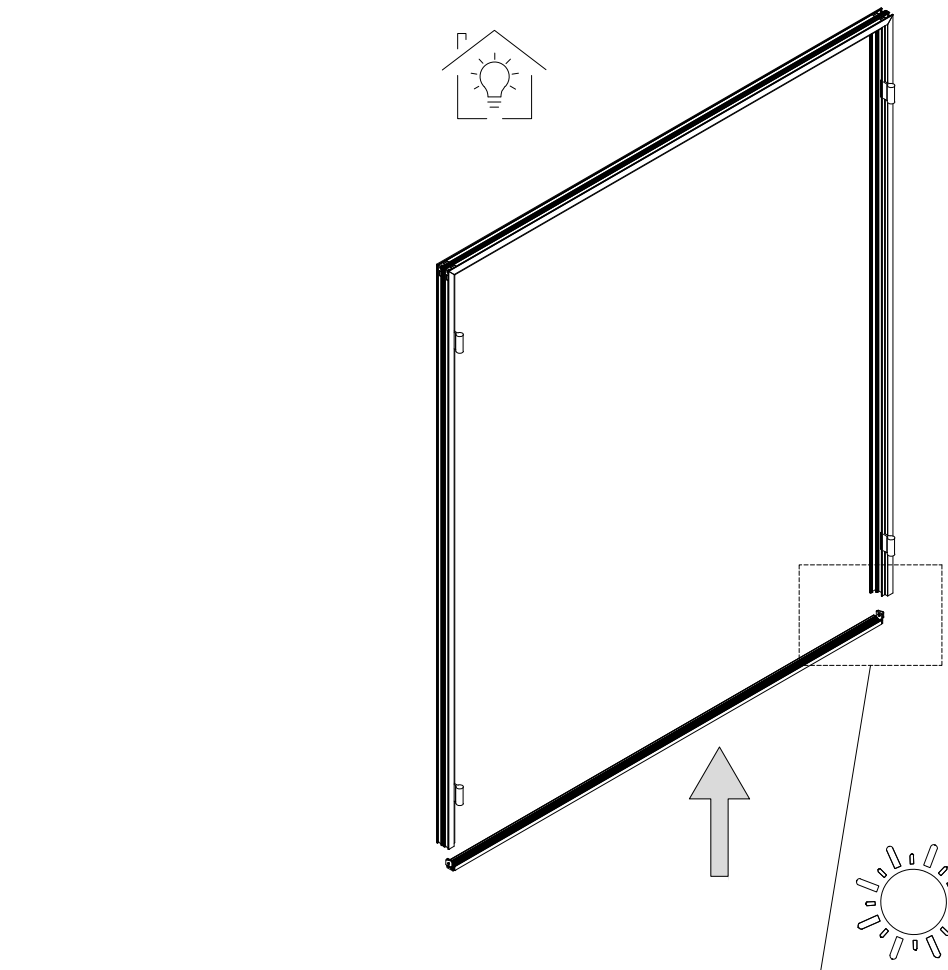


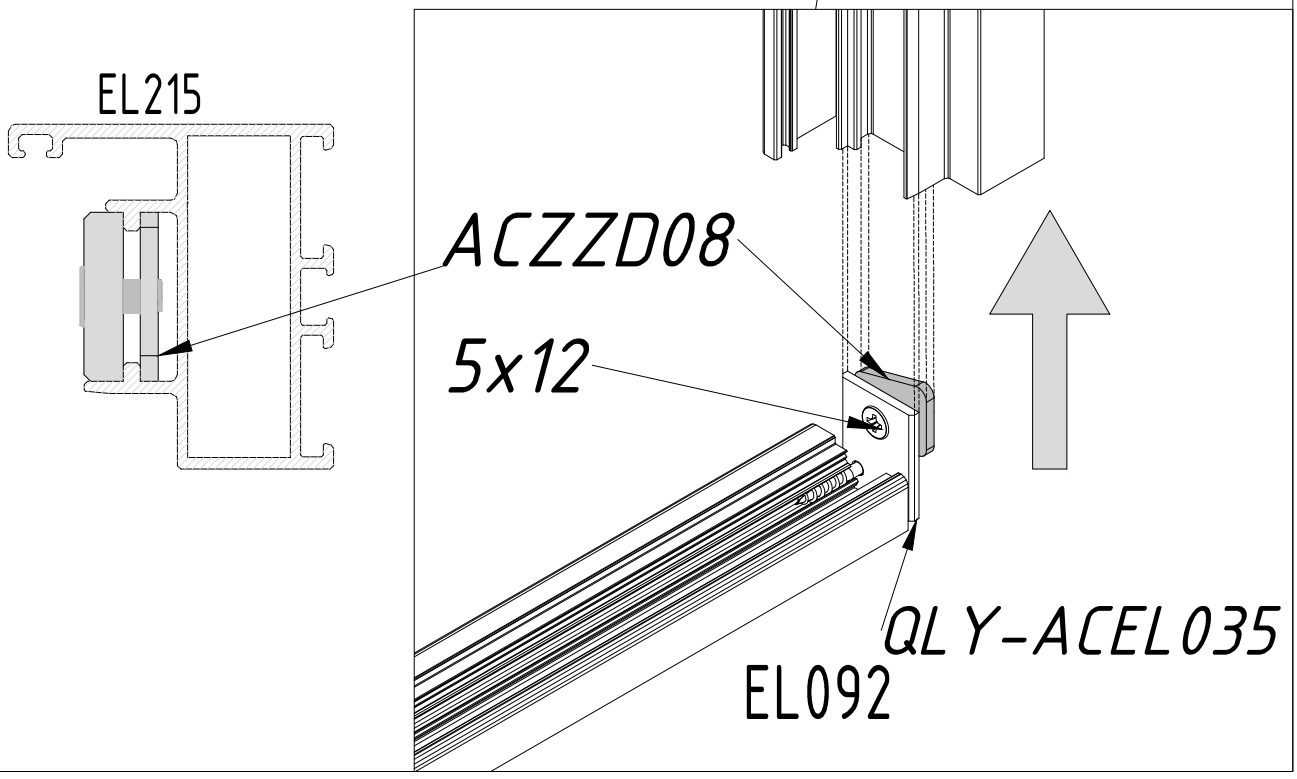
2.



QLY-ACZZD08 x2

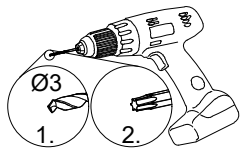
QPOKK5x12mm MU x2

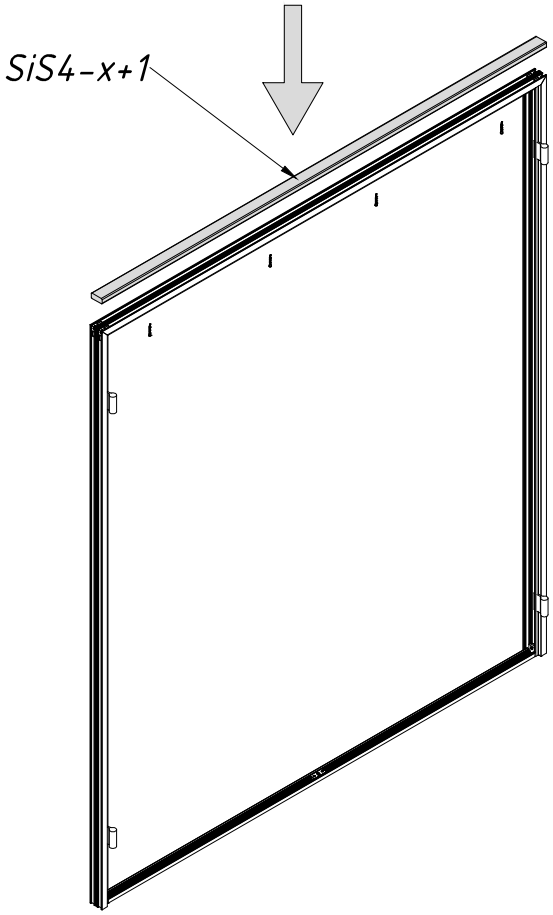





SiS4-x+1 19x45 x1

QKRYP5x40Zn x4

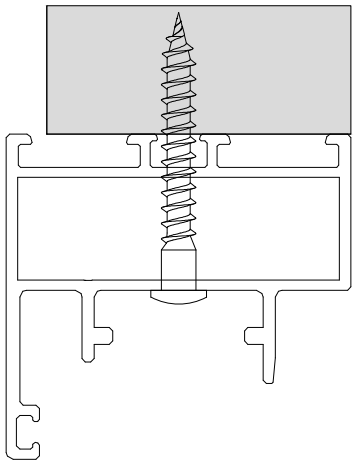




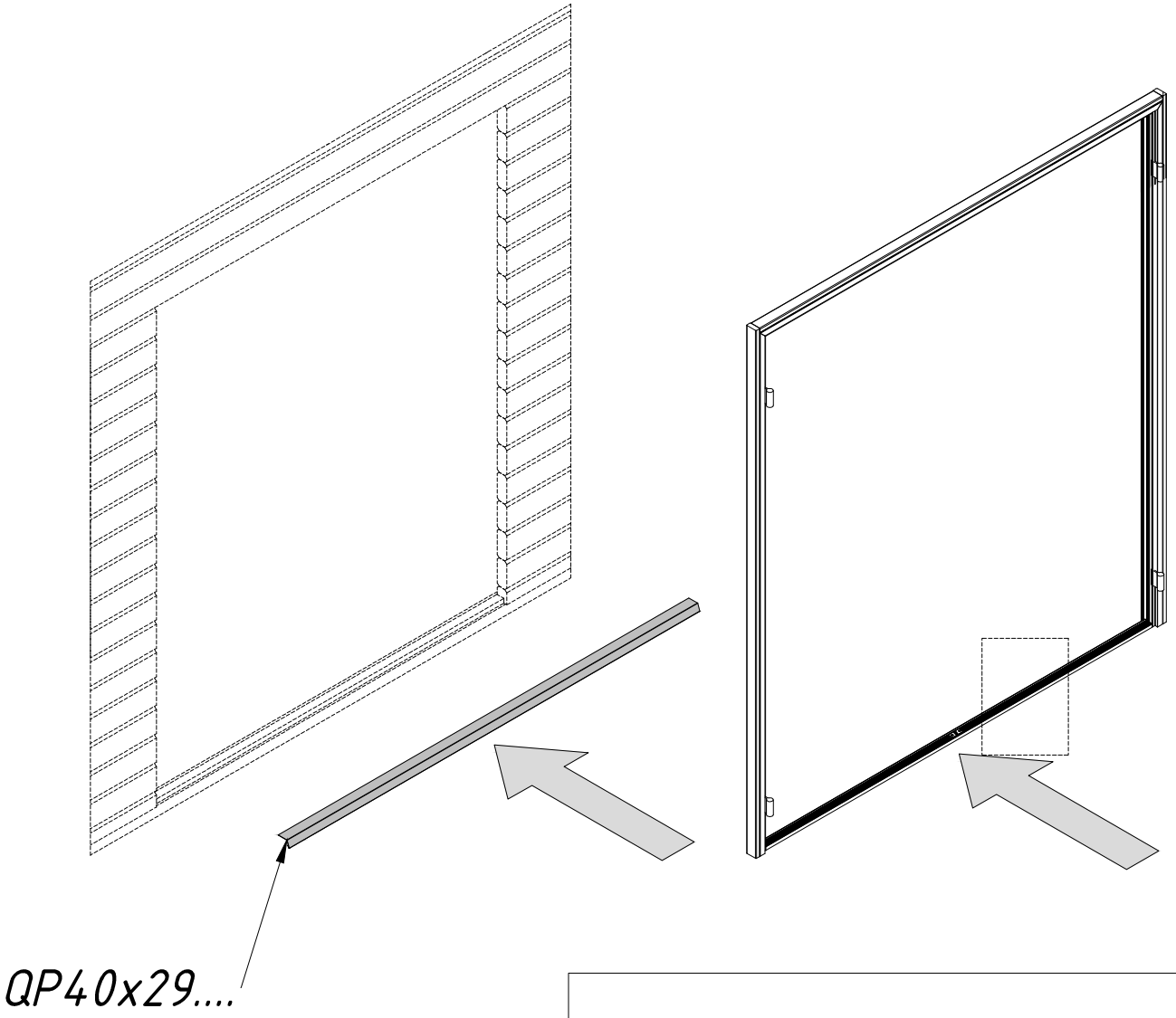


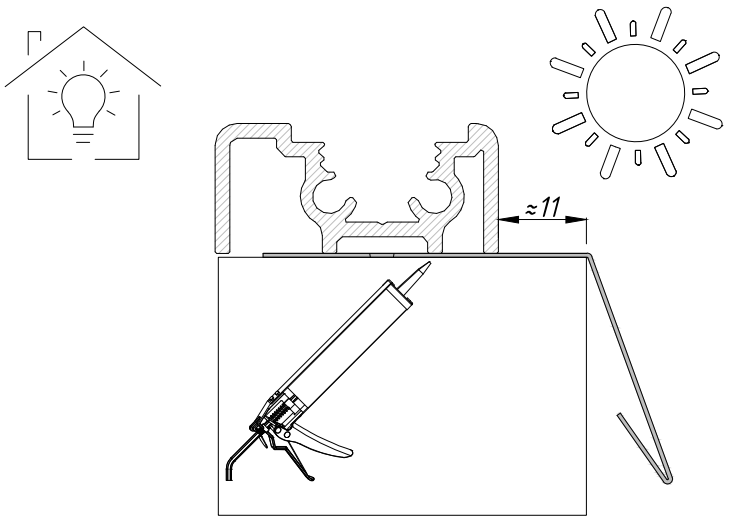


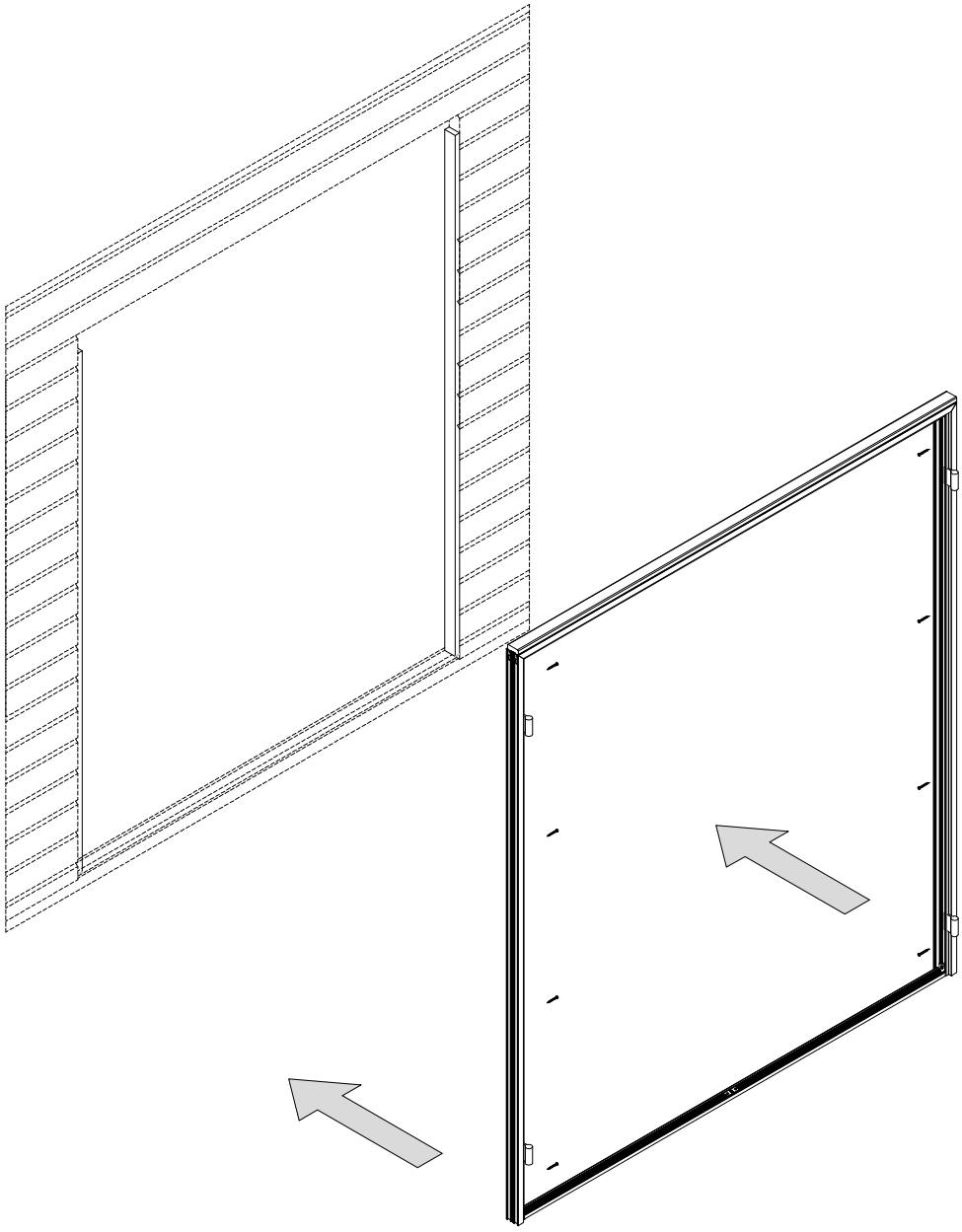
SiS4-x+1 19x45 x1

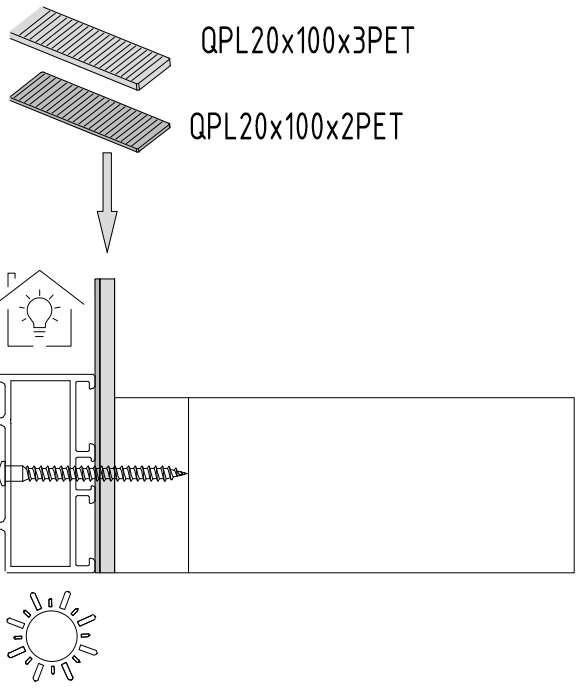


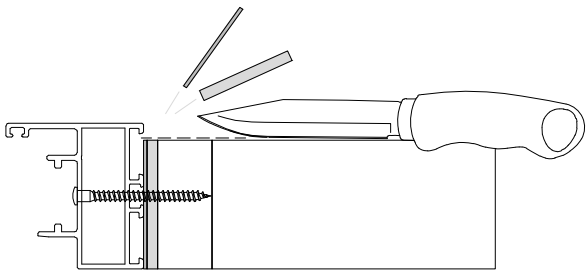
QP40x29x..... x1







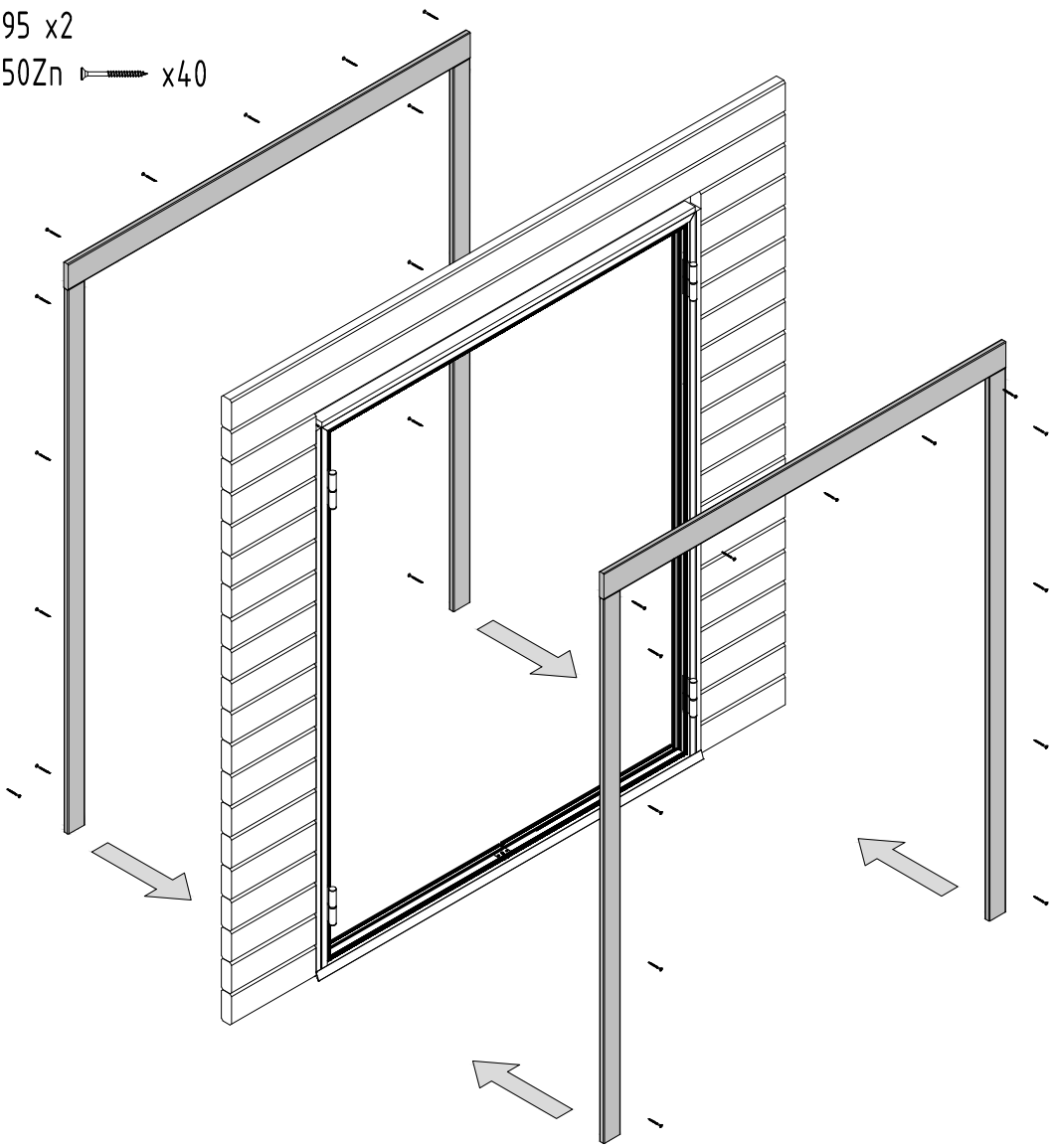

QPL20x100x3PET
QPL20x100x2PET

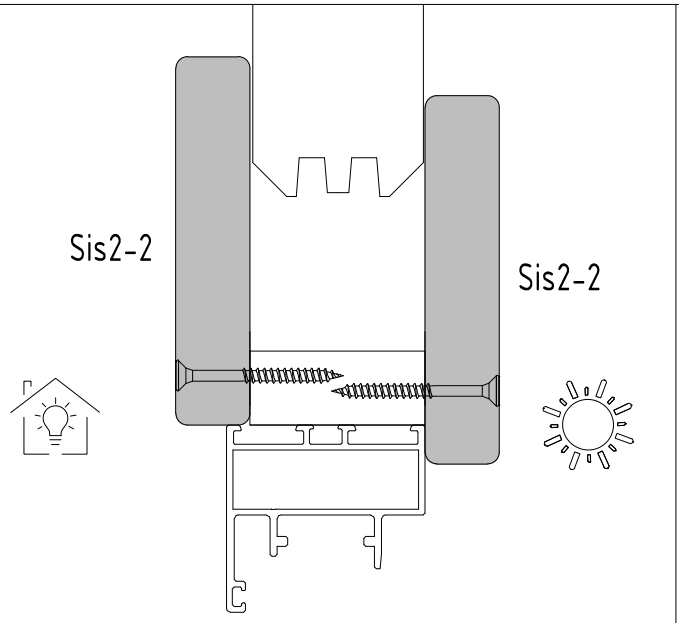


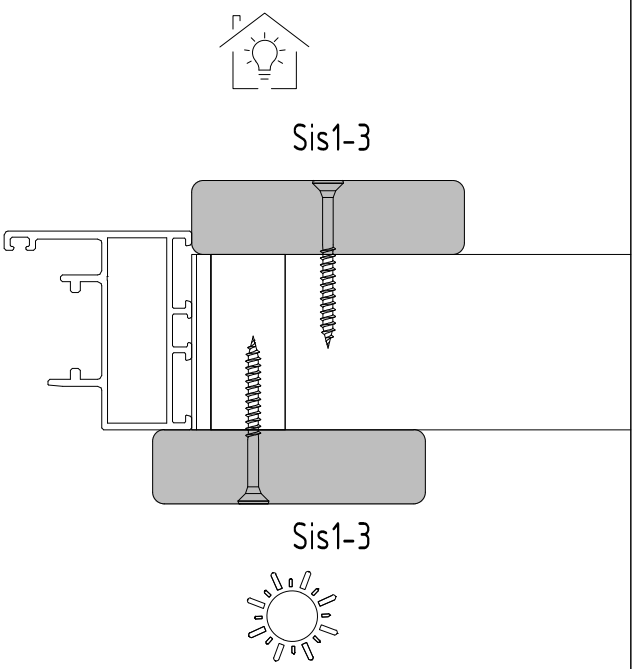
SiS1-x 19x70 x4

SiS2-x 19x95 x2

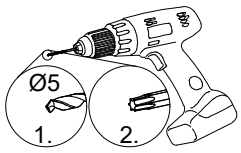
QKRPP4.5x50Zn x40

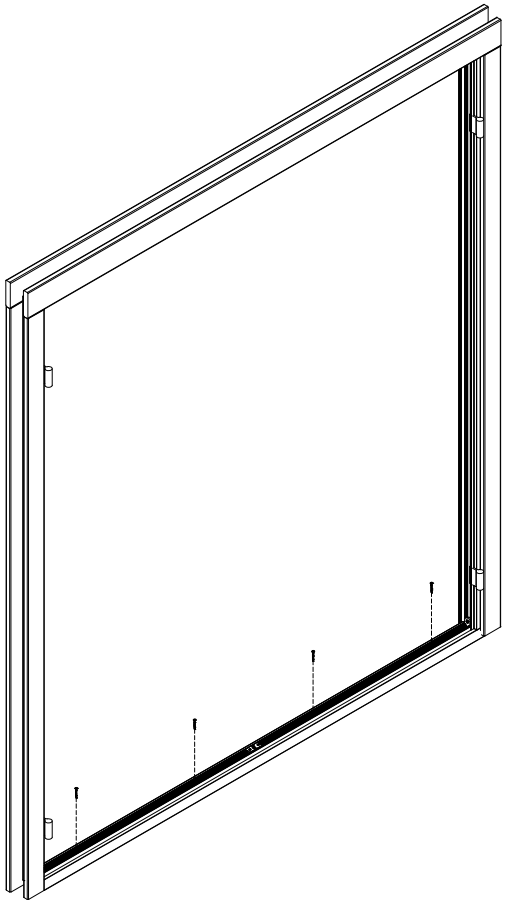


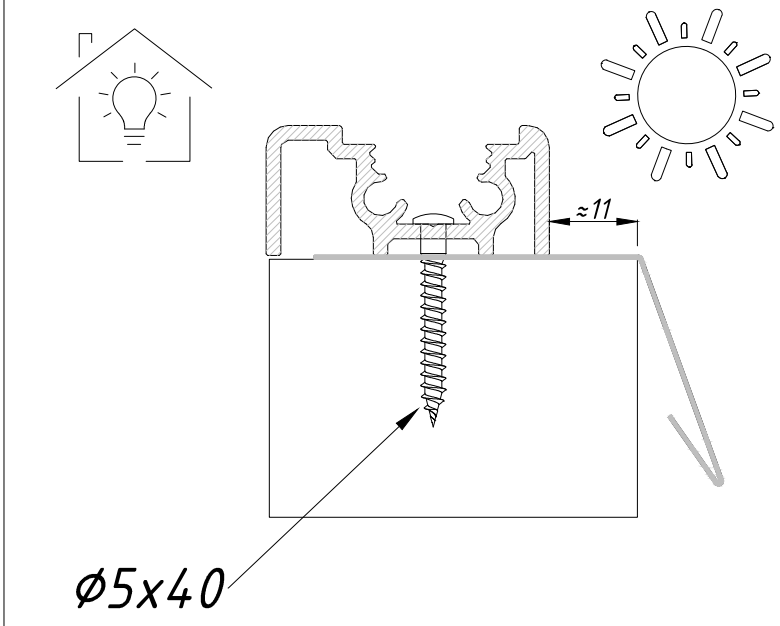





QKRYP5x40Zn x4

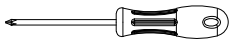


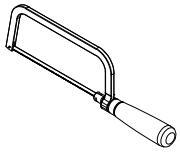


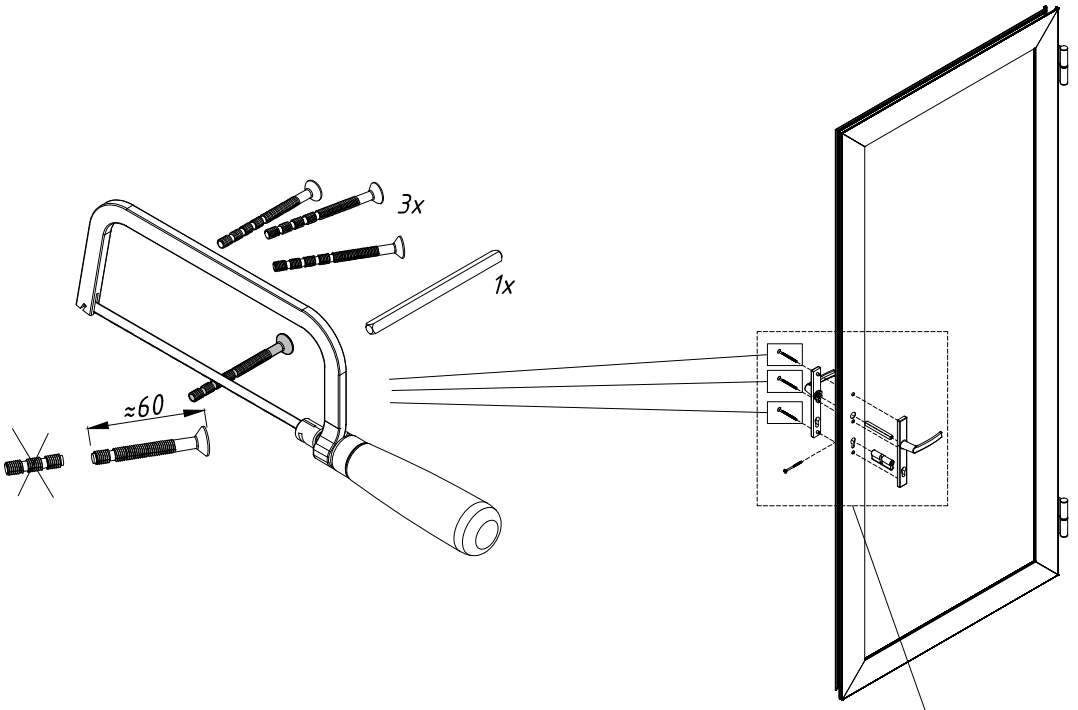


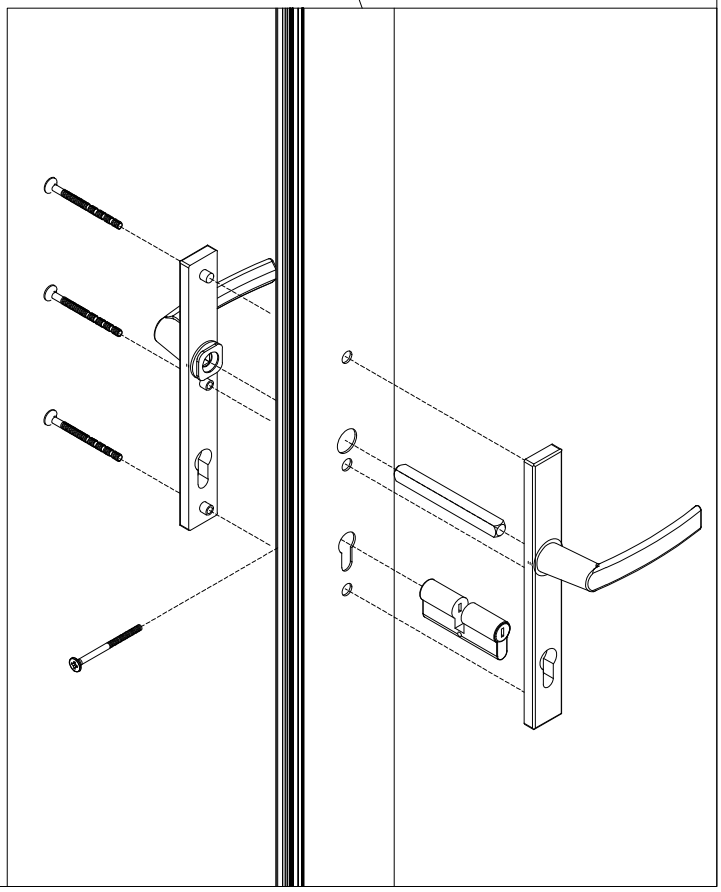
QLY-ACWKK26  x1

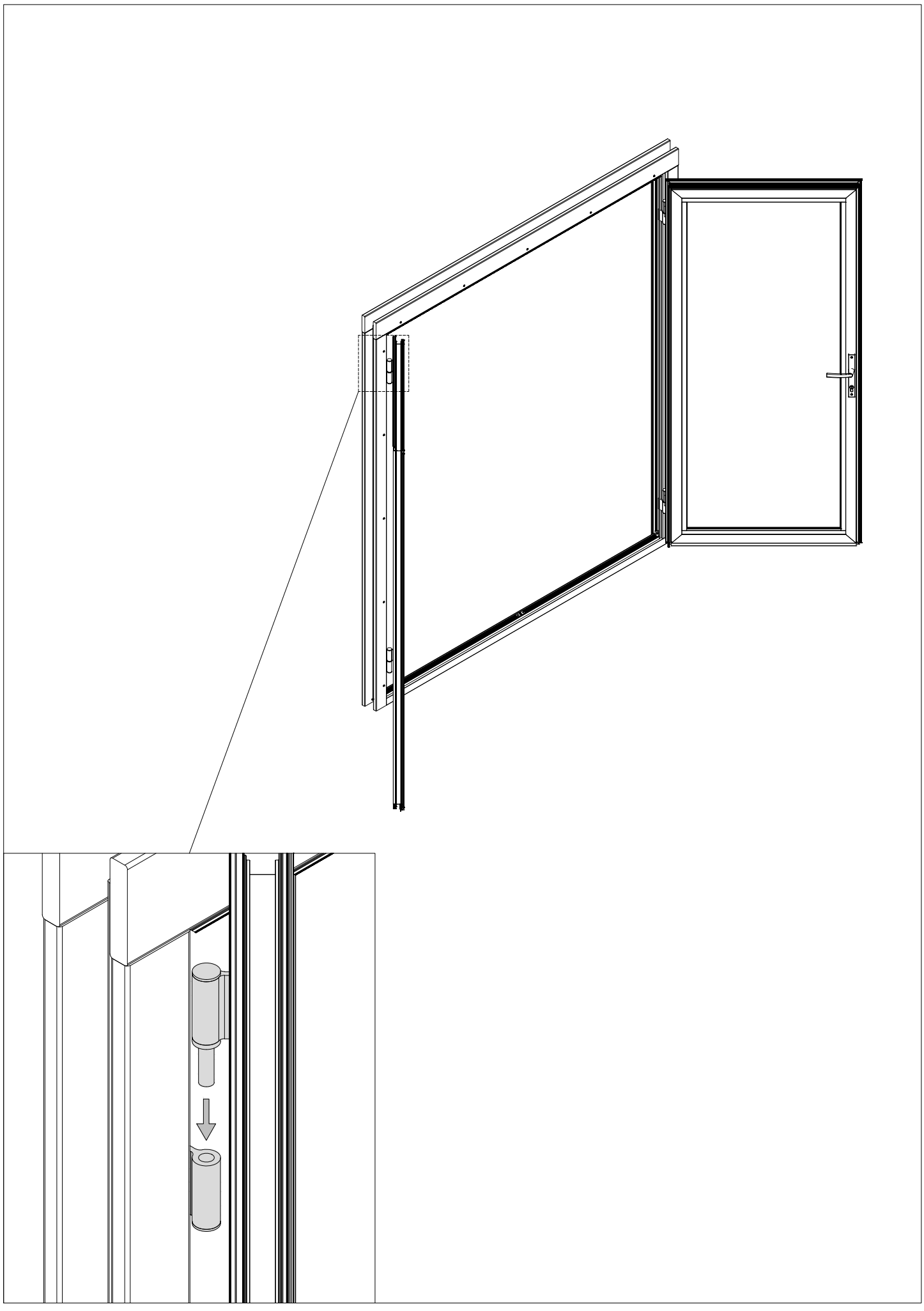
QLY-ACAW585  x1

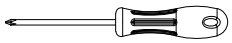


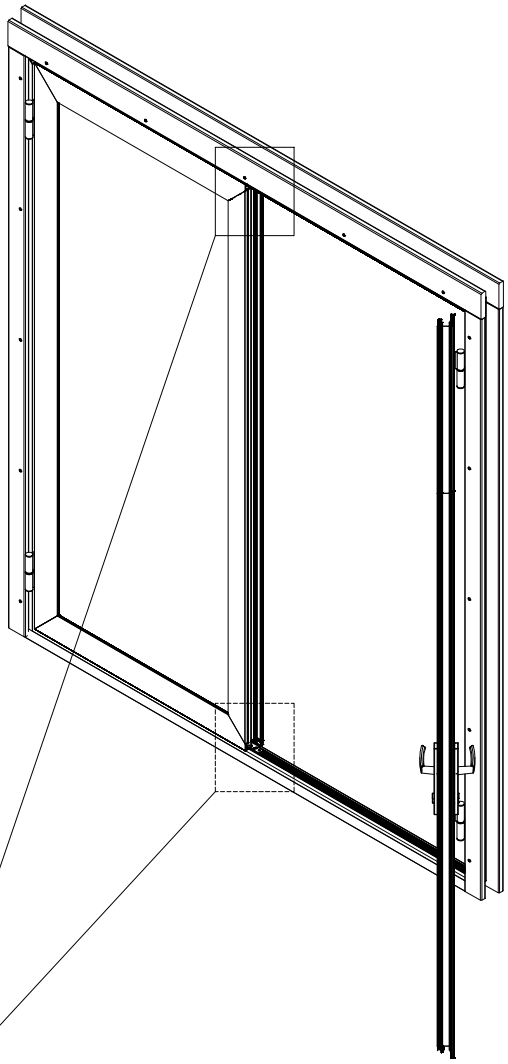


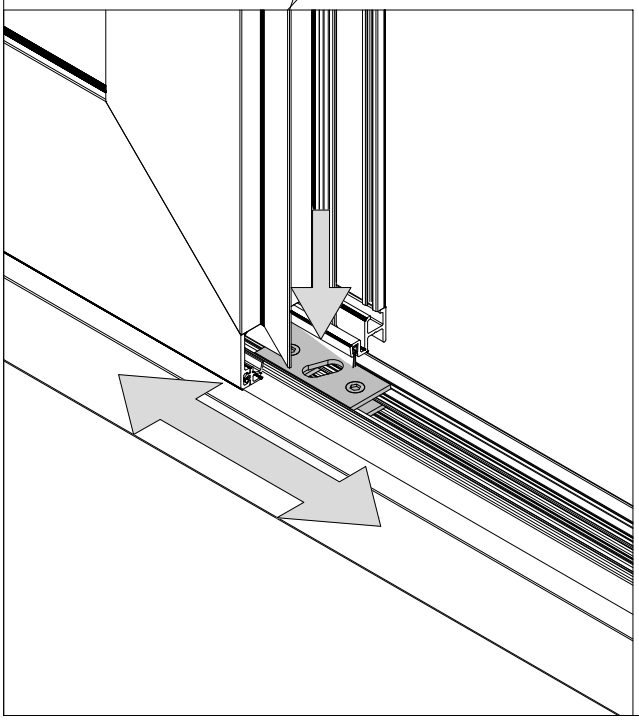




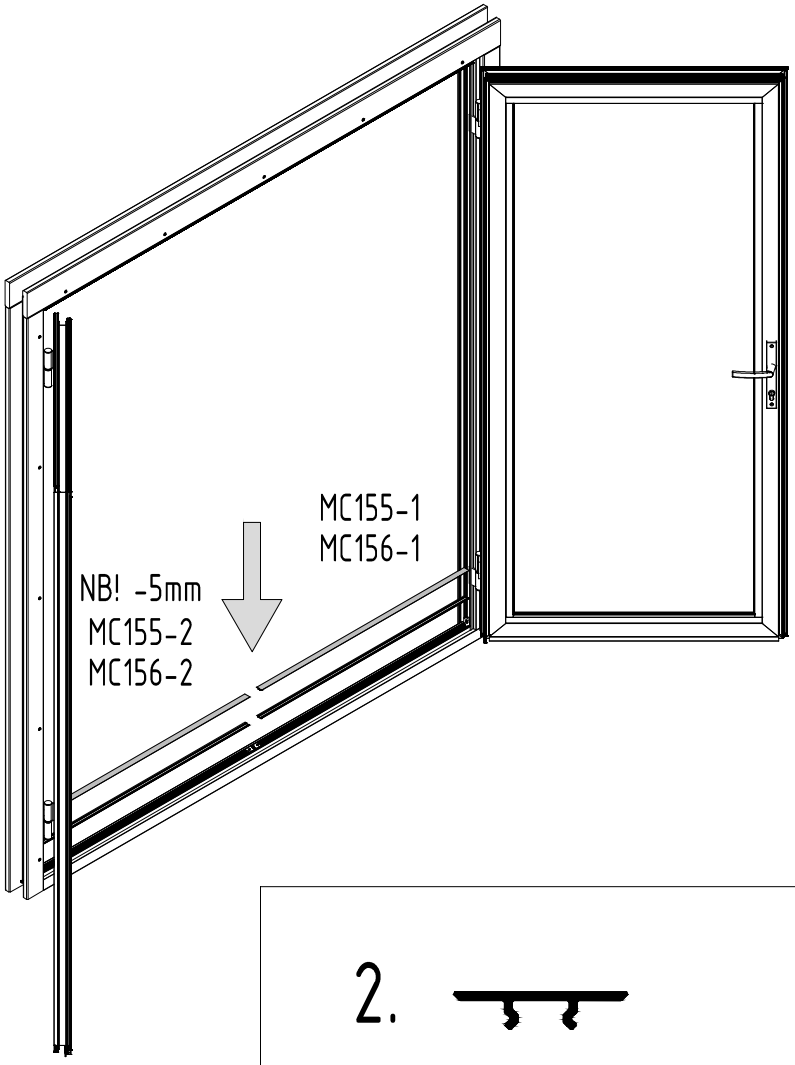








MC155-1 1
MC155-2 1
MC156-1 1
MC156-2 1



2.

1.

Click!

